





# Meeting the challenges of tomorrow today.

This basic idea and a blue metal case were the start of the Sortimo system more than 45 years ago.

From the very beginning, the company founder, Herbert Dischinger, drove forward the innovative idea of an organisational system. The Sortimo product portfolio was further developed around the insetboxes and the metal case and quickly made Sortimo the world leading provider of van racking and load securing systems.

Well thought-out ergonomics, the best possible safety, outstanding quality and a long service life are properties that have characterised our products in tough day-to-day work for years.

These days, Sortimo is no longer just a manufacturer of van racking systems, but also offers a full-service concept with the *mySortimo* platform. This offers far more than just individual and turnkey mobility solutions for light commercial vehicles, and adds value to the Sortimo product range, making procurement as simple as possible.



## #work your way!

mySortimo.com provides 24-hour availability of all Sortimo products and other services. You can equip your commercial vehicle with van racking systems online, create decals and generate a complete mobile organisational system in the form of adhesive labels and custom foam inserts. And all with full price transparency. If you require any support, the Sortimo Customer Service Centre can help, as can our Sortimo branches and local stations.

**See for yourself at [mySortimo.com](https://mySortimo.com)!**

## mySortimo account

### Your advantages

Benefit from setting up your own account showing content individually tailored to you, which you can use to make your day-to-day work even more efficient.

- › Useful tips for your light commercial vehicle
- › Online vehicle management
- › Save individual vehicle configurations
- › Order directly with installation service and preferred appointment options
- › Best price online

**Increase your productivity during your working day with the support of mySortimo.**



## Cost control and time savings

Save yourself long procurement channels through various service providers by taking advantage of our comprehensive offer and getting exactly what you need 24 hours a day, thanks to our full-service concept.

The *mySortimo* platform lets you retain full cost control of your van racking and decal configurations as you can see the price at any point in the configuration, which allows you to plan your expenditure fully in line with your budget.

## Quality

MADE IN GERMANY



We supply our customers worldwide from our only production facility in Zusmarshausen in Bavaria.

In spite of our global market focus, we are proud of our home town of Zusmarshausen as it offers us a number of key benefits: Our production workflows are lean and our technical staff are highly qualified. Thanks to the short processes involved, we can continuously optimise our products and guarantee a consistent flow of information.

Our expertise ensures that the innovations and system solutions created here cannot be copied – let alone with that “Made in Germany” quality.

Sortimo product lines also carry the TÜV seal for tested quality and have successfully undergone crash testing.

## Tailored solutions

Our diverse portfolio offers industry-specific and tailored solutions to provide even more efficiency in your day-to-day work.

Whether van racking systems, vehicle decals or organisers from our range of accessories – with Sortimo products and services you can structure your vehicle to meet your specific requirements and use it in the best possible way.



# Contents



## Van racking system

SR5	from page 10
Globelyst4	from page 38
FR5	from page 50
Jumbo-Unit	from page 58
Pull-out loading platform	from page 66



## Floor and wall claddings

Installation and load securing floors	from page 72
Wall claddings	from page 90



## Load securing

Lashing rails	from page 104
Restraint poles	from page 106
Accessories	from page 108
Lashing belts and load securing nets	from page 110



## Accessories

Vehicle accessories	from page 116
Perforated side panel accessories	from page 134
Electrical accessories	from page 138
Safety and first aid	from page 148



## Cases and BOXXes

SR-BOXX	from page 154
Insetboxes	from page 160
Metal cases	from page 166
T-BOXX G	from page 178
L-BOXX range	from page 184



## Mobile working

sContainer	from page 228
WorkMo	from page 238



## Roof racks

TopSystem	from page 262
Ladder lifts	from page 280



## mySortimo services

mySortimo graphics	from page 282
mySortimo inlay	from page 288
mySortimo labels	from page 294



## Contact

from page 300
---------------



The organisational system for maximum productivity.

# SR5



ONLINE CONFIGURATION  
at any time and with all the benefits  
of the *mySortimo* platform.



HIGHEST PRODUCTIVITY  
through workflow optimisation  
and 5S.



TRIED AND TESTED QUALITY  
maximum safety and durability.



MAXIMISED LOADING SPACE  
through flexible installation options.

## SR5 – The organisational system for maximum productivity.



### You can't get any more productive

SR5 is the 5th generation of the Sortimo van racking system and is the result of more than 45 years of experience in the organisation and equipping of light commercial vehicles.

As a pioneer in van racking systems, our product is synonymous with safety, sophisticated ergonomics, quality and durability.

In the age of change characterised by digitalisation, skilled labour shortage and Industry 4.0, efficiency and productivity are still our primary goals. Our aim is to avoid compromise in the optimisation of working processes and, at the same time, handle our existing resources with care.

To meet these requirements, drawing on all our experience and passion, we have developed a system that is more than just van racking and an organisational system. A system that is designed for perfect workplace organisation in the tightest of spaces. It is about maximum space utilisation coupled with clear layout and quick access to the required inventory in the vehicle.

We have placed the workflow of our customers at the core of our developments and have incorporated modern methods of workplace structuring, such as "5S". We are proud of the outcome and we are looking forward to presenting the various diverse opportunities of the SR5 to you.

**Get to know SR5 and maximise the opportunities offered by the system to continuously optimise your processes.**



Labelling from page 295

## SR5 – The organisational system for maximum productivity.



### Compatible with proven and established systems – the Sortimo EcoSystem

Every handle has to fit. Everything fits together. This requires integration beyond the limits of the system.

The symbol of this is the L-BOXX, which is fully compatible with the entire Sortimo product range, and also with SR5 of course. In addition, manufacturers and retailers in virtually all sectors use the L-BOXX as packaging for tools and consumables. The Sortimo plastic slides fix the L-BOXX in place securely, problem-free and safely. Existing ranges and machines in the L-BOXX can thus be integrated into the vehicle using plug-and-play.

Other manufacturers provide full compatibility with SR5 with their cases, too. For example, the new Hilti case can be integrated in the SR5 van racking system using the plastic slides. For this cooperation, we have taken out patents because the benefits for our customers are clear and paramount.

The working processes associated with light commercial vehicles naturally include professional load securing. At Sortimo this is called "ProSafe". It is the only load securing system that systematically works using the original lashing points of light commercial vehicles, on individual floor lashing points or wall rails, and also integrated in the van racking or roof racking system. So it's no wonder the SR5 also remains fully compatible with ProSafe.

**Take advantage of this too – SR5 adapts to your environment and systems, and also ensures consistency in your work processes.**



**ProSafe – also compatible with  
the original lashing points of the  
vehicle manufacturers!**



**More BOXXes and cases  
from page 155**

## SR5 – The most important components at a glance



### Long components tray

The long components tray can be used for the safe storage of long objects, such as pipes, cable ducts, straightedges and much more. Opening the rear section allows the contents to be simply removed at the rear.

### SR-BOXX

SR-BOXEs are ideal for stowing small components or tools. The BOXEs can be integrated on, and under, the shelves in the van racking using the plastic slides. An optional cover protects them from dust and dirt in the vehicle and on the building site.

### SR drawer

Representing an innovative alternative to a drawer, the SR drawer offers the tried-and-tested Sortimo SR drawer function, but can be removed completely at any time. Dividers and insetboxes provide a wide range of organisational options.

### Case fixation

Provides a secure hold for any tool box and can be positioned with one hand.

### Mobile sorting

Our cases and BOXEs are the ideal solution for everything that needs to be taken from your vehicle to the building site and back to the workshop tidily and securely. Tools in other manufacturers L-BOXEs, including Bosch or the Hilti case (size 20), can be safely stowed using the Sortimo plastic slide.

### Base flap/base plinth

The base flap and base plinth allow large or odd-shaped items to be stowed away safely. With its folding front, the base flap additionally offers the advantage of convenient access to the contents. The base flaps and base plinths can be fitted in different depth positions, depending on whether you need more storage space or more clearance in the centre aisle.

### ProSafe

The only integrated load securing system for light commercial vehicles with lashing points and rails in the floor and on the wall, roof rack system and compatibility with the vehicle's original lashing points, is naturally also integrated in SR5.



**Floors and wall claddings  
from page 73**

### mySortimo labels

Organising your loading space is perfected using labelling with Sortimo colour code. A key aspect for efficient working.

### Shelves

The shelf is available in various different versions: Front open for BOXEs with a low or high edge (H2 = 34 mm, H4 = 68 mm) or optionally with a flap. All shelves can be fitted with SR-BOXEs. The positioning of the shelves can be varied to the back or front. In this way, the SR5 shelf can be matched to the contour of the vehicle leaving room between the shelves for the load and freedom of movement. Use of the roof area, otherwise hardly used, is maximised.

### Universal cabinet

The universal cabinet offers lots of storage space for all kinds of objects. The large door provides an unlimited view and easy access to the contents thanks to its wide opening angle. A lever lock is used to lock the door. Optional shelves create additional intermediate levels inside the cabinet.

### Drawers

The full extension of the drawers provides the best overview and quick access to tools, screws and spare parts. Extremely sturdy, thanks to the anodised aluminium front, like all SR5 elements.

### Side profile

The basis of each SR5 shelf offers maximum payload and load space on the floor of the vehicle on account of its sturdy compact construction, providing for a quick overview and improved access to the shelves.

### Side profile accessories

SR5 accessories offer practical solutions for every industry and the most diverse requirements. The screwing position can be varied so that it is at the desired height.

### MultiSlide

The MultiSlide, with its full extension, is the perfect solution if you want to access the contents of BOXEs and cases without having to take them out of the van racking. The tray offers space for all T-, L-, LS-, and LT-BOXEs, as well as the metal cases. Cases that do not belong to this system can also be stowed away here. Spacer clips designed for flexible positioning prevent cases from slipping about.

### SoboPro

The installation and load securing floor, with its integrated ProSafe floor lashing points, offers various opportunities for load securing. At the same time, the most common SR5 configurations can be installed by plug-and-play.

## SR5 – Simply configure online.

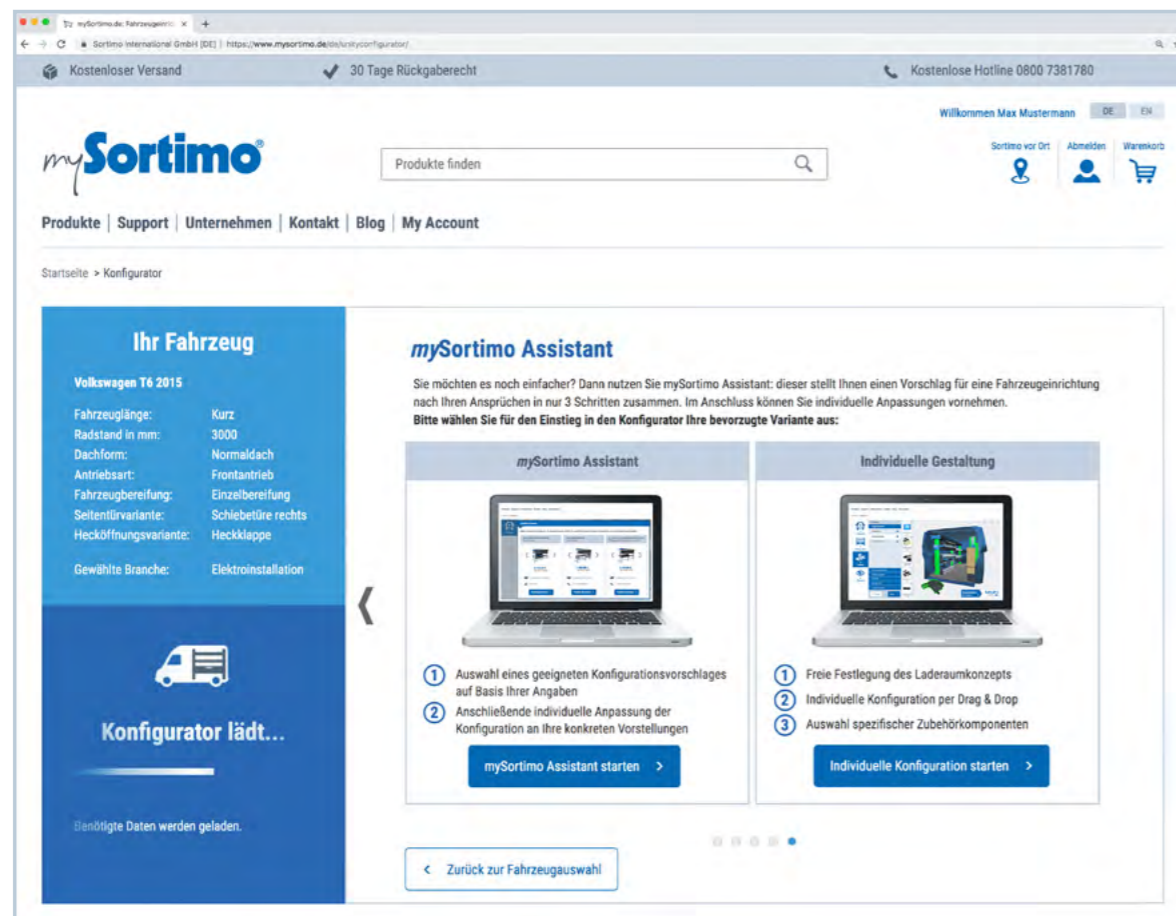


The new *mySortimo* configuration van racking configurator lets you create your own SR5 configurations in just a few steps. Either to simply get to know the possibilities with SR5 in interactive 3D, or even to order it directly via the *mySortimo* platform,

you can give the configurator a try yourself:

[mySortimo.com/configurator](https://mysortimo.com/configurator)

After selecting the vehicle, the configurator offers two options to get started: individually from scratch or with a suggestion based on your entries and requirements.



The actual configuration is done in 4 simple steps during which you customise the van racking system and select your preferred options.



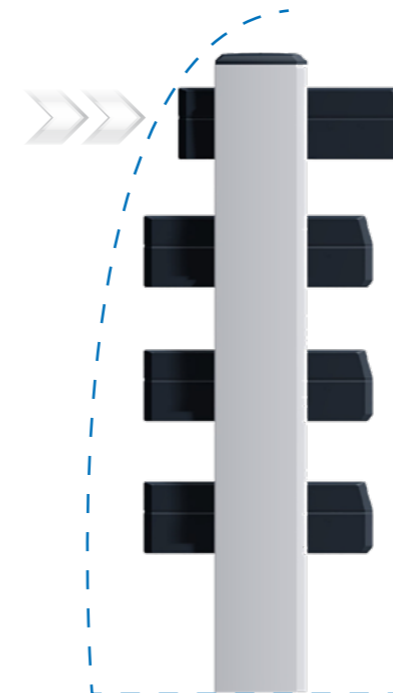
### Take advantage of the comprehensive benefits of our *mySortimo* platform:

- **Best Price Online** – we also benefit from automatic processes on our platform. These savings are handed on to you with great discounts on our regular list prices.
- **Storage and permanent access** to the configuration and immediate ordering is possible.
- **Appropriate additional offers**, tailored to your requirements, and everything from a single supplier without the need to consult third parties.
- **Price transparency** – you retain a full overview of the current costs, including installation, at all times during configuration.
- **Comprehensive and interactive explanations** of our products during configuration.


## Maximised loading space – Space exactly where you need it



The loading space of the vehicle is ideally used with the SR5 concept. The compact side profiles require considerably less space than the frame construction of conventional van racking systems. Variation in the component depths and installation position means that the van racking system ideally adapts to the contour of the vehicle.



Installation of the components offset to the middle of the vehicle means that the SR5 shelf ideally adapts to the contour of the vehicle. The entire depth of the shelf is retained and the roof area in the vehicle is utilised to best advantage.



The reduction in component height at the top means that the components are still aligned in the direction of the middle of the vehicle. The advantage of this version is that the van racking system can still be used as a location for panel materials among other things. ProSafe lashing rails provide support surfaces and lashing options.



The slim structure means that valuable space remains fully available on the floor of the vehicle – for example for the transport of a Euro pallet.

**Maximised loading space**

## Maximised loading space – More content with reduced space requirement



The functionality of the suspended SR-BOXes is unique in van racking systems. The number of BOXes per shelf can thus be doubled in this way and even open shelves with edge can be loaded with SR-BOXes. The space available on the shelf is maximised!

The plastic slides on the top and bottom of the shelves allow the BOXes to be simply pulled out for easy access to the contents, or for complete removal of the BOXes by lifting them slightly.



Labelling from page 295

## Vehicle organisation – A place for everything



Adhesive labels, dividers and inlays minimise searching and access times in day-to-day working: increasing productivity and efficiency.

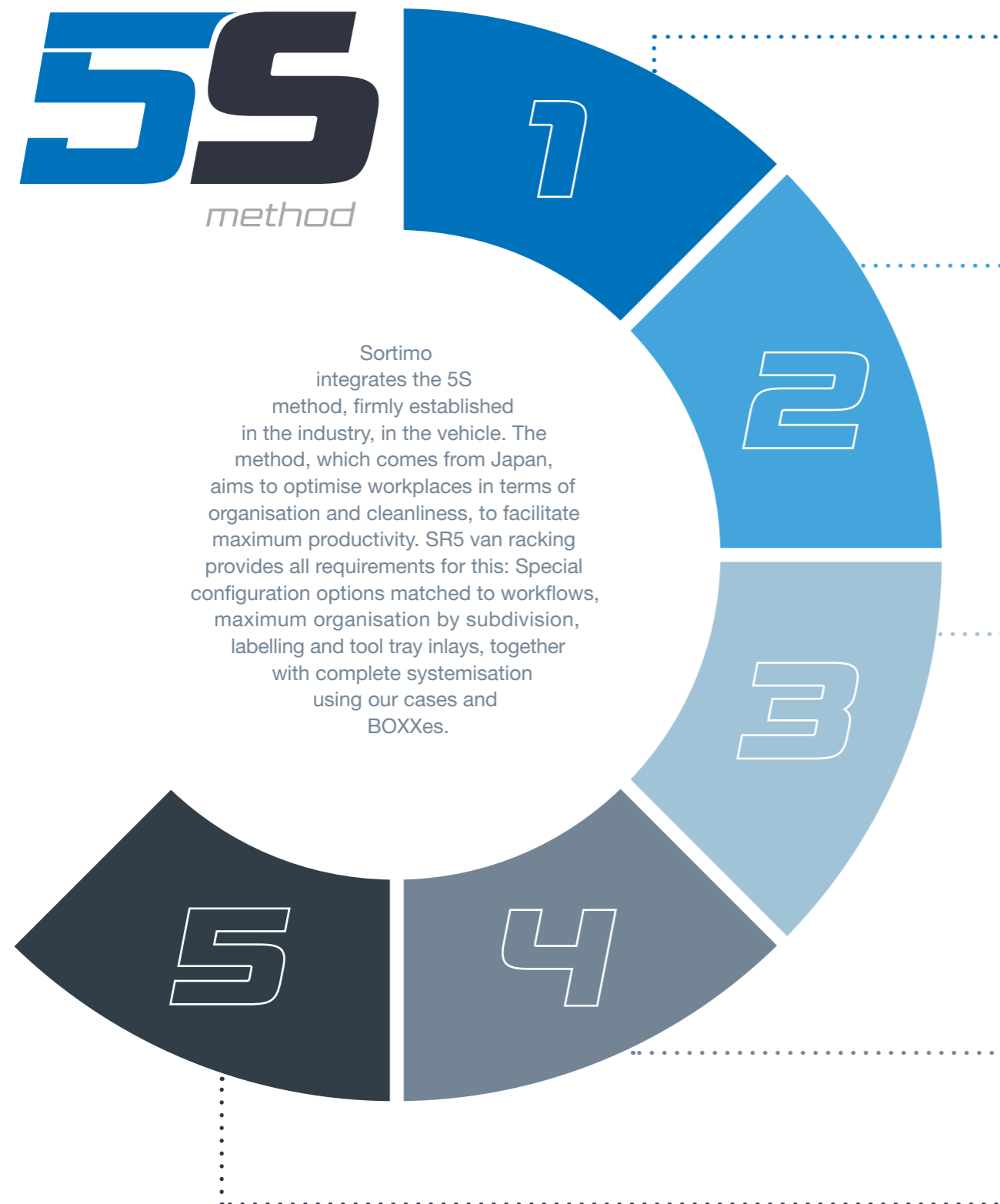
## SR5 – Increased productivity with 5S



# 5S

method

Sortimo integrates the 5S method, firmly established in the industry, in the vehicle. The method, which comes from Japan, aims to optimise workplaces in terms of organisation and cleanliness, to facilitate maximum productivity. SR5 van racking provides all requirements for this: Special configuration options matched to workflows, maximum organisation by subdivision, labelling and tool tray inlays, together with complete systemisation using our cases and BOXXes.



### 1. Sort

Storage space and payloads are limited, particularly in your vehicle. Another reason to transport just the things you actually need. SR5 van racking provides a comprehensive overview in the vehicle and helps to identify tools or small components and organise them if required. This makes more space available for transport and also reduces fuel consumption of the vehicle as a result of the reduced overall weight.

### 2. Set in order

Work processes can be optimised by systematic organisation in the vehicle, minimising search and access times. Sophisticated arrangement of the objects helps with efficient access to the contents. For example, we can eliminate the need to enter the vehicle by placing frequently needed objects close to the vehicle doors. The use of tool tray inlays ensures that everything has its own space and the two-colour arrangement means that a missing tool becomes immediately apparent.

### 3. Shine

Cleanliness in the vehicle reduces the time it takes you to access the contents and simultaneously increases safety at work. In addition, this is the best way of promoting your working methods to your customers. Unlike an untidy vehicle, structured organisation in the SR5 van racking makes it possible to clean the load area simply and without the need for time-consuming clearing out. Including your vehicle's interior in regular vehicle maintenance definitely pays off.

### 4. Standardise

Set standards in your vehicle and workshop! Sortimo offers the right solution! The use of colour codes shows where things belong at a glance. You can decide yourself how to structure your system: Allocate colours according to the type of content (e.g. tools, consumables etc., or screws, plugs etc.), according to vehicle or employee, or also according to your individual system – however you need it to suit your method of working! The consistent use of standard cases and BOXXes also makes it possible to standardise and ensure that everything fits together! For example, the L-BOXX is a packaging solution for tools and consumables widely used in the marketplace. Sortimo's versatile individual solutions make it possible to standardise virtually all your materials and tools from a packaging point of view and thus benefit from the advantages in transport and working.

### 5. Self-discipline

Matching SR5 van racking to your workflows gives you the best prerequisites for maintaining order and cleanliness in your vehicle. Continuous improvement forms part of the 5S method. For this reason, the workflows always need to be critically scrutinised to maximise any potential for improvement. The flexibility of the SR5 van racking system enables numerous customisation options. The quick adapter can be used to convert individual components flexibly and easily, enabling you to keep up with the changing requirements of your working environment.





The lightweight drawer for the SR5

SR drawer

- convenient access thanks to pull-out function
- flexible subdivision using dividers or insetboxes
- easy removal of the entire SR drawer
- optimum workplace organisation using mySortimo labels



The SR drawer is an inexpensive alternative to the standard drawer. Plastic slides form the interface to the SR5 van racking system and, by pulling out, enable convenient access to the contents. The SR drawer can be completely removed from the van racking system by lifting it up. The interior can be subdivided using dividers, but is also ideal for use with insetboxes.

Product	Technical details	Description	Article no.
SR drawer 34-8	Dimensions: 693 x 356 x 136 mm Weight: 3.66 kg	For SR5 van racking of width 3. Plastic slides and mounting material included in delivery.	1000012242
SR drawer 44-8	Dimensions: 940 x 356 x 136 mm Weight: 4.89 kg	For van racking of width 4. Plastic slides and mounting material included in delivery.	1000012243







Dividers for SR drawer

The width of the SR drawer can be divided up into individual areas using dividers. The positions of the dividers can be varied according to the space requirements.

Product	Technical details	Description	Article no.
Divider set SRS 04-8	Dimensions: 288 x 114 x 1 mm Weight: 0.13 kg	Consisting of 1 x divider incl. divider holder.	1000013280

Insetboxes

Insetboxes permit small components to be transported within the SR drawer securely and tidily. Integrated divider guides, in conjunction with the dividers included in the set, provide additional subdivision options, making them even more flexible and efficient.

Product description		Article no.
	 <b>Insetbox set 6 pcs. H95 SR5</b> <b>Dimensions (WxDxH):</b> 418 x 286 x 95 mm <b>Weight:</b> 1.08 kg 6-12 subdivision options for height 95 (2 x IB 1.5x4, 2 x IB 2x2, 2 x IB 2x6, 2 x DI IB 1.5x4, 2 x DI IB 1x0, 2 x DI IB 2x0).	1000012905
	 <b>Insetbox set 9 pcs. H95 SR5</b> <b>Dimensions (WxDxH):</b> 418 x 286 x 95 mm <b>Weight:</b> 1.12 kg 9-15 subdivision options for height 95 (2 x IB 1.5x4, 4 x IB 2x2, 1 x IB 1x4, 2 x IB 2x3, 2 x DI IB 1.5x4, 2 x DI IB 1x0, 2 x DI IB 2x0).	1000012906
	 <b>Insetbox set 10 pcs. H95 SR5</b> <b>Dimensions (WxDxH):</b> 418 x 286 x 95 mm <b>Weight:</b> 1.12 kg 10-16 subdivision options for height 95 (2 x IB 1.5x4, 8 x IB 2x2, 2 x DI IB 1.5x4, 2 x DI IB 1x0, 2 x DI IB 2x0).	1000012907



Insetboxes from page 161

SR5 accessories – Useful extensions for the van racking system



SR5 accessories – Insetboxes



The insetboxes provide for greater productivity in day-to-day work, as they provide a quick overview of the small parts contained inside, but you can also remove them directly from the cases and BOXXes and use them on site. Any missing or almost depleted stock levels are immediately identified, avoiding down times. Whether in the workshop, in Sortimo cases and BOXXes, the WorkMo or the Sortimo van racking system – insetboxes, available in a range of different sizes, enable you to equip yourself to meet individual requirements. Thanks to their integral divider guide, they can also be very individually subdivided, making them even more flexible and efficient in day-to-day work. Together with mySortimo labels, they facilitate professional, systematic and individual workplace organisation.



Insetbox sets for drawers 24-6

For drawer width 2 (46 cm) height 6 (10 cm). Multiple insetboxes can be used for wider drawers.

Product	Technical details	Description	Layout	Article no.
<b>Insetbox set 4 pcs. H63</b>	Dimensions: 418 x 314 x 63 mm Weight: 0.82 kg	4-12 subdivision options for height 63 mm (4x IB 2x6, 4x DIV IB 1x0, 4x DIV IB 2x0).		1000011037
<b>Insetbox set 8 pcs. H63</b>	Dimensions: 418 x 314 x 63 mm Weight: 0.84 kg	8-16 subdivision options for height 63 mm (8x IB 2x3, 4x DI IB 1x0, 4x DI IB 2x0).		1000011038
<b>Insetbox set 12 pcs. H63</b>	Dimensions: 418 x 314 x 63 mm Weight: 0.91 kg	12-20 subdivision options for height 63 mm (12x IB 2x2, 4x DI IB 1x0, 4x DI IB 2x0).		1000011039
<b>Insetbox set 16 pcs. H63</b>	Dimensions: 418 x 314 x 63 mm Weight: 0.97 kg	16-24 subdivision options for height 63 mm (6x IB 1x1, 4x IB 1x2, 2x IB 2x2, 1x IB 2x3, 2x IB 1x4, 1x IB 2x6, 4x DI IB 1x0, 4x DI IB 2x0).		1000011040
<b>Insetbox set 23 pcs. H63</b>	Dimensions: 418 x 314 x 63 mm Weight: 1.02 kg	23-31 subdivision options for height 63 mm (12x IB 1x1, 6x IB 1x2, 3x IB 2x2, 2x IB 2x3, 4x DI IB 1x0, 4x DI IB 2x0).		1000011030

Insetbox sets for drawer height 8

For drawer width 2 (46 cm) height 8 (14 cm). Multiple insetboxes can be used for wider drawers.

Product	Technical details	Description	Layout	Article no.
<b>Insetbox set 4 pcs. H95</b>	Dimensions: 418 x 314 x 97 mm Weight: 1.09 kg	4-8 subdivision options for height 95 mm (4x IB 2x6, 4x DIV IB 2x0).		1000011111
<b>Insetbox set 8 pcs. H95</b>	Dimensions: 418 x 314 x 97 mm Weight: 1.18 kg	8-16 subdivision options for height 95 mm (6x IB 2x2, 2x IB 2x6, 4x DI IB 1x0, 4x DI IB 2x0).		1000011041
<b>Insetbox set 9 pcs. H95</b>	Dimensions: 418 x 314 x 97 mm Weight: 1.23 kg	9-17 subdivision options for height 95 mm (4x IB 2x2, 2x IB 2x3, 2x IB 1x4, 1x IB 2x6, 4x DI IB 1x0, 4x DI IB 2x0).		1000011112

SR5 accessories – Dividers



Shelves and drawers can be subdivided into individual sections using dividers. The positions of the dividers can be varied according to the space requirements of the individual contents. The organisational system is ideally enhanced by adhesive *mySortimo* labels. The material is clearly categorised using colour codes and an empty section can be restocked easily, thanks to the labels.



Dividers for shelves

Subdivision of SR5 shelves widthways. Flexibly positionable.

Product	Technical details	Description	Article no.
Divider FB 03-6 SR5	Dimensions: 218 x 0 x 81 mm	Aluminium divider for SR5 shelves 03-6.	1000012290
Divider FB 04-6 SR5	Dimensions: 322 x 0 x 81 mm	Aluminium divider for SR5 shelves 04-6.	1000012291
Divider FB 05-6 SR5	Dimensions: 426 x 0 x 81 mm	Aluminium divider for SR5 shelves 05-6.	1000012292

Dividers for shelves with edges

Subdivision of SR5 shelves with H2 or H4 edge widthways. Flexibly positionable.

Product	Technical details	Description	Article no.
Divider FBR 03-6 H2/H4 SR5	Dimensions: 218 x 0 x 81 mm	Aluminium divider for SR5 shelves with edge 03-6 with edge H2 or H4.	1000012293
Divider FBR 04-6 H2/H4 SR5	Dimensions: 322 x 0 x 81 mm	Aluminium divider for SR5 shelves with edge 04-6 with edge H2 or H4.	1000012294
Divider FBR 05-6 H2/H4 SR5	Dimensions: 426 x 0 x 81 mm	Aluminium divider for SR5 shelves with edge 05-6 with edge H2 or H4.	1000012295



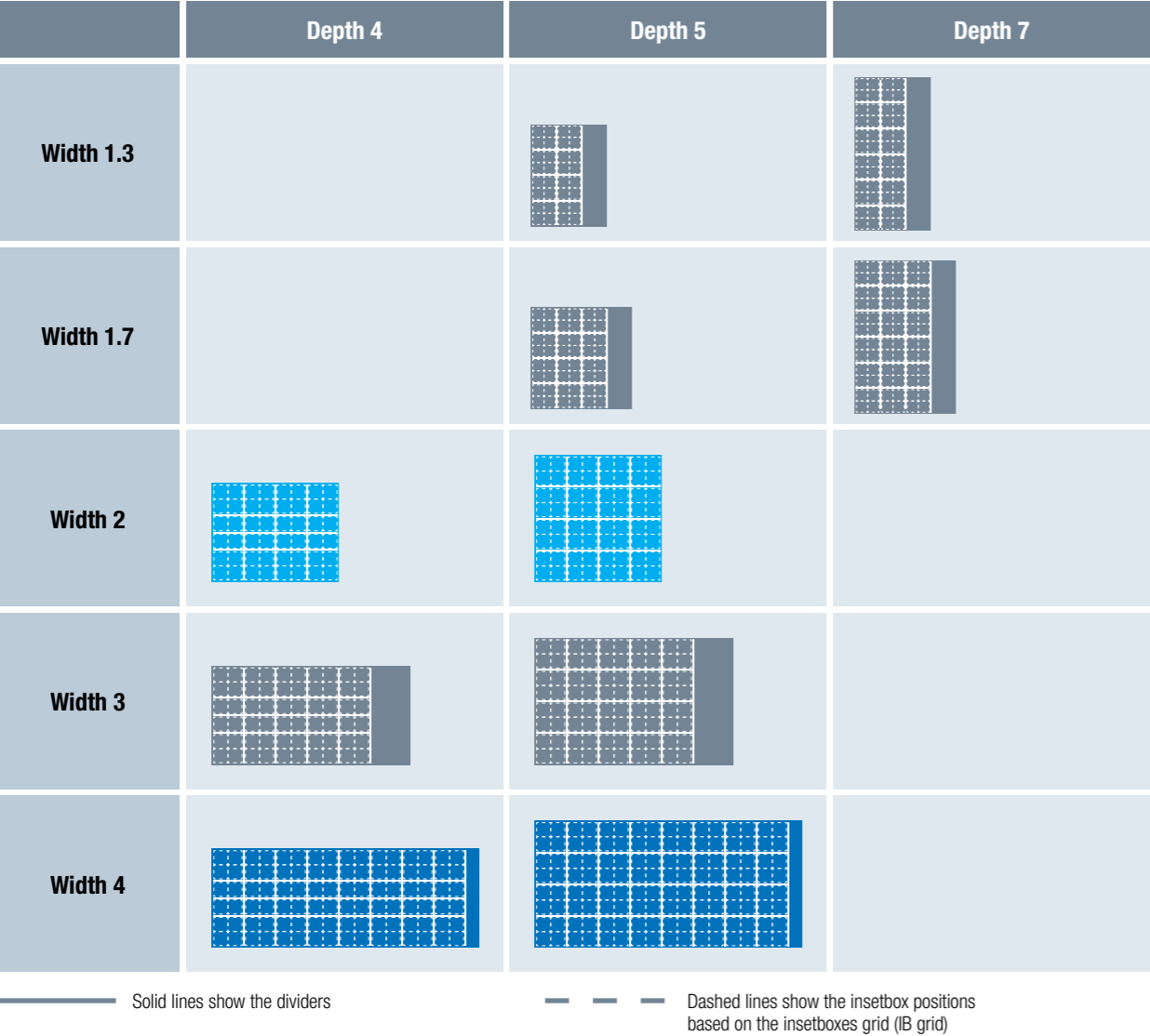
Dividers for drawers SR5

Systematic organisation

The drawers can be subdivided into individual sections using dividers. The positions of the dividers can be varied according to the space requirements and optimally supplemented with insetboxes. The combination with Gedore tool tray inlays in an insetboxes grid is equally possible as the custom equipment with configurable foam inserts from the mySortimo inlay service.

Divider positions

The following illustrations show the divider positions and possible combinations with insetboxes in the respective drawer sizes.



Individual dividers

The individual dividers are based on the grid size of the insetboxes (IB grid).

Designation	Drawer layout	Suitable for	Description	Article no.
Divider H6 SBL TBH 4-IB grid Divider H10 SBL TBH 4-IB grid	Width 2 / Depth 4 	Drawer height 6 and 8 Drawer height 10 and 12	Length equal to 4 insetboxes grids. For further subdivision between dividers and drawer edge.	1000014069 1000014070
Divider H6 SBL TBH 6-IB grid Divider H10 SBL TBH 6-IB grid	Width 2 / Depth 4 	Drawer height 6 and 8 Drawer height 10 and 12	Length equal to 6 insetboxes grids, e.g. to divide depth 4 drawers widthways.	1000012912 1000012914
Divider H6 SBL TBH 8-IB grid Divider H10 SBL TBH 8-IB grid	Width 2 / Depth 4 	Drawer height 6 and 8 Drawer height 10 and 12	Length equal to 8 insetboxes grids, e.g. to divide depth 4 drawers depthways or depth 5 drawers widthways.	1000012913 1000012915
Divider H6 SBL TBH 12-IB-grid Divider H10 SBL TBH 12-IB-grid	Width 1,3 / Depth 7 	Drawer height 6 and 8 Drawer height 10 and 12	Length equal to 12 insetboxes grids, e.g. to divide depth 7 drawers widthways.	1000017803 1000017804

— Red lines show the individual dividers


Divider sets

Designation	Drawer layout	Suitable for	Description	Article no.
Divider set H6 SBL D4 Divider set H10 SBL D4	Width 2 / Depth 4 	Drawer depth 4 / height 6 & 8 Drawer depth 4 / height 10 & 12	Set contains three dividers to subdivide widthways.	1000012921 1000012923
Divider set H6 SBL 24-6/8 Divider set H10 SBL 24-10/12	Width 2 / Depth 4 	Drawer depth 4 / height 6 & 8 Drawer depth 4 / height 10 & 12	Set contains two dividers to subdivide widthways and one to subdivide depthways.	1000014176 1000014178
Divider set H6 SBL 25-6/8 Divider set H10 SBL 25-10/12	Width 2 / Depth 5 	Drawer depth 5 / height 6 & 8 Drawer depth 5 / height 10 & 12	Set contains two dividers to subdivide widthways and one to subdivide depthways.	1000014177 1000014179
Divider set H6 SBL T5 Divider set H10 SBL T5	Width 3 / Depth 5 	Drawer depth 5 / height 6 & 8 Drawer depth 5 / height 10 & 12	Set contains two dividers to subdivide widthways and one to subdivide depthways.	1000012922 1000012924
Divider set H6 SBL 1,3 T5 Divider set H10 SBL 1,3 T5	Width 1,3 / Depth 5 	Drawer depth 5 / height 6 & 8 Drawer depth 5 / height 10 & 12	Set contains one divider to subdivide widthways and two to subdivide depthways.	1000014073 1000014075
Divider set H6 SBL 1,7 T5 Divider set H10 SBL 1,7 T5	Width 1,7 / Depth 5 	Drawer depth 5 / height 6 & 8 Drawer depth 5 / height 10 & 12	Set contains one divider to subdivide widthways and one to subdivide depthways.	1000017805 1000017806
Divider set H6 SBL 1,3 T7 Divider set H10 SBL 1,3 T7	Width 1,3 / Depth 7 	Drawer depth 7 / height 6 & 8 Drawer depth 7 / height 10 & 12	Set contains one divider to subdivide widthways and two to subdivide depthways.	1000017807 1000017808
Divider set H6 SBL 1,7 T7 Divider set H10 SBL 1,7 T7	Width 1,7 / Depth 7 	Drawer depth 7 / height 6 & 8 Drawer depth 7 / height 10 & 12	Set contains one divider to subdivide widthways and two to subdivide depthways.	1000017809 1000017810

SR5 accessories – Tool mats



Tool mats ensure the objects stowed in the shelves don't slip and thus protect both the contents and the shelf from damage. They also stop annoying rattling noises.



Tool mats for shelves with H2 / H4 edges

Fitted mats for shelves with H2 or H4 edges.

Product	Technical details	Fits ...	Article no.
Tool mat FBR 23-0 SR5	Dimensions: 429 x 227 x 2 mm	Shelves with H2 & H4 edges in size 23.	6000011696
Tool mat FBR 24-0 SR5	Dimensions: 429 x 331 x 2 mm	Shelves with H2 & H4 edges in size 24.	6000011701
Tool mat FBR 25-0 SR5	Dimensions: 429 x 435 x 2 mm	Shelves with H2 & H4 edges in size 25.	6000011706
Tool mat FBR 33-0 SR5	Dimensions: 676 x 227 x 2 mm	Shelves with H2 & H4 edges in size 33.	6000011697
Tool mat FBR 34-0 SR5	Dimensions: 676 x 331 x 2 mm	Shelves with H2 & H4 edges in size 34.	6000011702
Tool mat FBR 35-0 SR5	Dimensions: 676 x 435 x 2 mm	Shelves with H2 & H4 edges in size 35.	6000011707
Tool mat FBR 43-0 SR5	Dimensions: 923 x 227 x 2 mm	Shelves with H2 & H4 edges in size 43.	6000011698
Tool mat FBR 44-0 SR5	Dimensions: 923 x 331 x 2 mm	Shelves with H2 & H4 edges in size 44.	6000011703
Tool mat FBR 45-0 SR5	Dimensions: 923 x 435 x 2 mm	Shelves with H2 & H4 edges in size 45.	6000011708
Tool mat FBR 53-0 SR5	Dimensions: 1,170 x 227 x 2 mm	Shelves with H2 & H4 edges in size 53.	6000011699
Tool mat FBR 54-0 SR5	Dimensions: 1,170 x 331 x 2 mm	Shelves with H2 & H4 edges in size 54.	6000011704
Tool mat FBR 55-0 SR5	Dimensions: 1,170 x 435 x 2 mm	Shelves with H2 & H4 edges in size 55.	6000011709
Tool mat FBR 63-0 SR5	Dimensions: 1,417 x 227 x 2 mm	Shelves with H2 & H4 edges in size 63.	6000011700
Tool mat FBR 64-0 SR5	Dimensions: 1,417 x 331 x 2 mm	Shelves with H2 & H4 edges in size 64.	6000011705
Tool mat FBR 65-0 SR5	Dimensions: 1,417 x 435 x 2 mm	Shelves with H2 & H4 edges in size 65.	6000011710

SR5 accessories – Side profile extensions



The functionality of the SR5 van racking system can be extended using accessories for the side profiles. Various storage pockets and holders and a complete workbench are available to expand the vehicle into a fully functioning mobile workplace.



More accessories from page 117

Product description		Article no.
	<b>Storage pocket 04-7 SR5</b> <b>Dimensions (WxDxH):</b> 142 x 352 x 123 mm <b>Weight:</b> 0.8 kg Creates additional stowage space on the side profile of the SR5 van racking system. With integrated tool clamping strip for stowing screwdrivers, pliers and much more.	1000012211
		
	<b>Document compartment 04-12 SR5</b> <b>Dimensions (WxDxH):</b> 99 x 356 x 203 mm <b>Weight:</b> 0.8 kg Suitable for documents of all types up to A4 size. Can be installed at any height on the side profile.	1000012208

Product description		Article no.
	<b>Hook strip 04 SR5</b> <b>Dimensions (WxDxH):</b> 98 x 355 x 90 mm <b>Weight:</b> 1.17 kg Strip with three hooks for stowing cables, clothing etc. on the side profiles of the SR5 van racking system.	1000012210
		
	<b>Lashing rail 04-3 SR5</b> <b>Dimensions (WxDxH):</b> 36 x 345 x 90 mm <b>Weight:</b> 0.7 kg Interface to ProSafe load securing system. Secure fixing of load on the SR5 van racking with lashing belts or elastic cords.	1000012209
	<b>Hose holder, medium SR5</b> <b>Dimensions (WxDxH):</b> 119 x 266 x 201 mm <b>Weight:</b> 1.34 kg Organised and safe transport of cables and hoses on the side profile of the SR5 van racking. Convenient and quick access also from outside the vehicle.	1000012207
		
	<b>Paper towel dispenser SR5</b> <b>Dimensions (WxDxH):</b> 151 x 34 x 160 mm <b>Weight:</b> 1.67 kg A clean cloth for cleaning your hands or tools always at hand. Cover prevents undesirable unrolling.	1000012206
	<b>Hinged workbench 100 SR5</b> <b>Dimensions (WxDxH):</b> 810 x 260 x 210 mm <b>Weight:</b> 14.5 kg Hinged workbench with parallel vice. The working height of the workbench varies according to the loading edge of the vehicle. Worktop dimensions 195 x 583 x 30 mm.	1000012749
		
	<b>Folding vice SR5</b> <b>Dimensions (WxDxH):</b> 180 x 115 x 720 mm <b>Weight:</b> 14 kg Compact vice for working on parts directly on the vehicle. Clamping range 200 mm, jaw width 180 mm, clamping height 40 mm Can be installed on either side of the vehicle Suitable for SR5 van racking system	1000015228



The proven standard

# Globelyst4



**SYSTEM COMPATIBILITY**  
with the entire Sortimo BOXXes  
range including SR-BOXX



**FLEXIBLE** – equipping  
of the aluminium side wall with  
accessories as required



**SAFE** – ProSafe load securing  
system can be integrated into the  
entire van racking system



**UNIQUE**  
ingenious built-in components  
such as the lifting flap

## Globelyst4 – Core features at a glance




Ingenious

## Built-in components



## Long components tray

For stowing long objects such as pipes, cable ducts, straightedges and much more. Easy to take out from the rear by opening the rear section.



## Lifting flap

One-hand operation thanks to cylinder-supported lift function. After opening, the complete loading height is available for loading and unloading.



## Universal cabinet

Offers storage space for objects of all kinds. Optional shelves create additional intermediate levels within the cabinet which can be adapted to the contents.




## Worktop

The installation of a worktop creates a complete workstation in the vehicle. The alu-upstand prevents small components and tools from falling off. The sturdy Multiplex top can optionally be equipped with a parallel vice.




## Drop-down front

Prevents loads on shelves or on the floor from falling. The front can be easily folded by lifting it up gently.



## Hinged workbench

In combination with the parallel vice, the hinged workbench enables simple assembly work to be carried out directly at the vehicle.




## Folding vice SR5

The foldable vice is a smart alternative to the foldable workbench and impresses with its lower weight and slim design. Materials can be clamped and modified directly on the vehicle.



## Dual directional block

The drawers, rotated by 90° allow quick removal of tools and materials with the drawers facing the side door, so you don't have to enter the vehicle.



## Globelyst4 – Core features at a glance



Full

# System compatibility



### L-BOXX

Use all L-BOXXes on the plastic slides of the shelves, including from other manufacturers such as Bosch or Hilti (case size 20)



### SR-BOXX

Integration of the new SR-BOXXes with transparent lid including dosing flap on shelves.



### T-BOXX

Securely stow T-BOXXes on the case rail.



### Metal cases

Convenient access to the metal case or other BOXXes via the case tray.



Cases and BOXXes from page 155

## Globelyst4 – Core features at a glance




## Perfect Load securing



### ProSafe

Can be integrated throughout in uprights, traverse frames, lashing rails and floor lashing points. This makes load securing easy and convenient to implement.



### WorkMo Fix

The ideal load securing package for the mobile workplace in the vehicle with Sortimo installation floor.



### Case fixation

Provides a secure hold for any tool box and can be positioned with one hand.



Further information on load securing from page 103

## Globelyst4 – Core features at a glance



Flexible

## Workplace organisation

from page 134



## Aluminium side panel

Flexible equipping with useful Sortimo accessories such as hooks, clamps, paper towel dispensers, storage pockets and much more, thanks to system perforation.

from page 289

*mySortimo* inlays

Customisable foam inserts for drawers, BOXXes and cases protect the tools they contain and ensure they can be easily accessed.

from page 161



## Insetboxes

Drawers can be individually equipped with insetboxes. This means you can see the contents at a glance, increasing your productivity.

from page 32



## Dividers

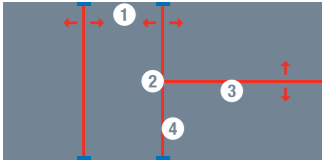
The drawers can be subdivided into individual sections using dividers. The positions can be varied according to the space required by the contents.



Cases and BOXXes  
from page 155

Sortimo

Globelyst4 – Dividers



- 1. Drawer divider holder
- 2. Adapter
- 3. Dividers
- 4. Slotted dividers

1 Drawer divider holder

Connects the slotted divider to the drawer.

Product	Article no.
SBLTB 00-62	411014577
For drawer height 6	
SBLTB 00-82	411014578
For drawer height 8 or 10/12 (only fit in the back)	
SBLTB H10-H12 2.0	6000000331
For drawer height 10/12 (only fit in the front)	

2 Adapter

Connects the divider to the slotted dividers.

Product	Article no.
ATB 9	491003938
Single adapter for dividers	
DATB	491003307
Double adapter for dividers	

3 Dividers


Subdivide the drawer depthways.  
Divider adapters are required to connect dividers to slotted dividers (must be ordered separately).

Suitable for ...	Layout	Article no.
Divider drawers width 2		
62 x 154 mm		411003651
93 x 154 mm		411003655
62 x 235 mm		411003652
93 x 235 mm		411003656
Divider drawers width 3		
62 x 235 mm		411003652
93 x 235 mm		411003656
Divider drawers width 4		
62 x 559 mm		411003654
93 x 559 mm		411003658

4 Slotted dividers

Subdivide the drawer widthways.  
Two drawer divider holders each are required to secure the slotted dividers (must be ordered separately).

Suitable for ...	Description	Article no.
Depth 4	Slotted dividers 62 x 310 mm	411003659
	Slotted dividers 93 x 310 mm	411003660
Depth 5	Slotted dividers 62 x 414 mm	411003695
	Slotted dividers 93 x 414 mm	411003696
Depth 7	Slotted dividers 62 x 622 mm	411003697
	Slotted dividers 93 x 622 mm	411003698



Divider sets


Each contain one divider, two slotted dividers, five drawer divider holders and two adapters for slotted dividers.

Suitable for ...	Article no.
Drawer width 2	
Depth 4 / height 6	1000000449
Depth 4 / height 8	1000000450
Depth 4 / height 10/12	1000000451
Depth 5 / height 6	1000000458
Depth 5 / height 8	1000000459
Depth 5 / height 10/12	1000000460

Drawer width 3	
Depth 4 / height 6	1000000452
Depth 4 / height 8	1000000453
Depth 4 / height 10/12	1000000454
Depth 5 / height 6	1000000470
Depth 5 / height 8	1000000471
Depth 5 / height 10/12	1000000472



Drawer width 4	
Depth 4 / height 6	1000000455
Depth 4 / height 8	1000000456
Depth 4 / height 10/12	1000000457
Depth 5 / height 6	1000000473
Depth 5 / height 8	1000000474
Depth 5 / height 10/12	1000000475



Suitable for ...	Article no.
1 Divider for shelves with edge	
Depth 3	401010278
Depth 4	401010279
Depth 5	401010280
Depth 7	401010281

3 Divider for shelf trays	
Depth 3	401002730
Depth 4	401002731
Depth 5	401002733
Depth 7	1000003538

Suitable for ...	Article no.
2 Divider holder for shelves with edge	
	6000000475
4 Rear divider holder for shelf trays	
	6000000473

5 Front divider holder for shelf trays	
	6000000475



## The flexible racking system


# FR5



FOLDING SHELVES  
with convenient one-handed operation



EXTEND USE  
with BOXX integration



OPTIMUM USE OF LOADING SPACE  
thanks to custom design



INCREASED EFFICIENCY  
through ergonomic workplace

# FR5 – The flexible racking system



## Flexible and customised space utilisation:

### Shelves adjustable in 3 dimensions:

- height (1)
- horizontally towards the vehicle wall (2)
- inclination via lateral stop strap (3)


### Flexible side and intermediate profiles:

- can be adapted to the shape of the vehicle (4)

» Maximum use of space with the greatest possible freedom of movement, increase productivity and efficiency in the daily work routine (of the delivery agent).



## Ergonomics and protection through the integrated ProSafe load securing system:



- 1. Traverse frame**  
permitting lashing over the full shelf width
- 2. Lashing rail**  
perfect stopper for cargo on the vehicle floor



- 3. Single lashing point**  
can be individually positioned on the side or intermediate profiles

- 4. Lashing rails**  
for additional load securing options on the ProPartition



- 5. Restraint poles**  
for form-fit securing of large or bulky cargo

Additional accessories for load securing from page 103



## FR5 – The flexible racking system



- Very user-friendly through convenient one-handed operation
- Space for bulky items thanks to folding shelves
- Secure storage and fast access to packages with the loading space neat and tidy
- Long service life and high load capacity thanks to quality materials

### Smart solutions for shelves

The shelves fold down steplessly in a single movement and are held in the required position with side stop straps.

- **GripMaxx shelf with integrated anti-slip edge** (1)  
Enables quick and safe removal of packages thanks to direct access
- **Shelf without border** (2)  
Designed for Sortimo BOXXes programme
- **Shelf with low border (34 mm)** (3)  
Closed shelf for small items and lightweight cargo
- **Shelf with high border (68 mm)** (4)  
Closed shelf for storing larger items



### ProPartition – Innovative partition with integrated sliding door

- Time saved thanks to direct access to loading space from driver's cab
- Greater safety through short, safe distances in the vehicle
- Retention of original lashing points for load securing
- Safety at work thanks to flat door threshold and edge protection



## FR5 – The flexible racking system



### SR5 offers you organised flexibility!



Configurable by your  
personal contact

### Besides the many benefits for the courier, express and package sector, FR5 has yet another unique benefit to offer!

The integration of both suspended and standing BOXXes allows the FR5 to transform from a flexible folding rack into a fully-fledged van racking system for tradespeople from every industry. It lets them safely transport tools, small parts and BOXXes in a well-organized manner at all times. Combining FR5 with SR5 will open up all options to you in your loading space.

- All shelves from the SR5 portfolio can also be configured in FR5
- BOXXes can be integrated suspended or standing
- Open shelves with border (height 2 and 4) can be labelled with mySortimo labels
- Individual sectioning with dividers
- Matching tool mats to protect racking and contents



Perfect synergy from full-featured van racking and optimum utilisation of storage space coupled with maximum flexibility in your work routine.



You can optimise your organised vehicle cargo space for maximum storage in next to no time.



There are no longer any limits here, whether during or outside working hours.



A new level of storage space

# Jumbo-Unit



**HIGH PAYLOAD**  
up to 100 kg



**FLEXIBLE TO USE**  
as underfloor solution or free-standing



**PERFECT ERGONOMICS**  
convenient access to contents  
thanks to its pull-out function

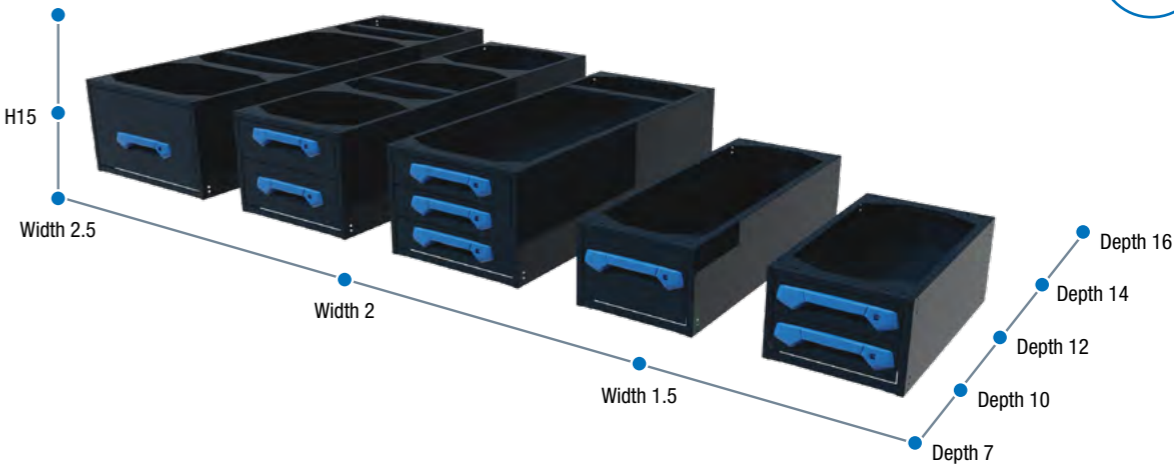


**ROBUST**  
solid construction with durable,  
sturdy operating elements

Jumbo-Unit – A new level of storage space



The Jumbo-Unit is a compact XL drawer, which is ideal for rapid and secure stowage of heavy equipment and bulky materials. It has a load capacity of up to 100 kg, thanks to the extremely strong telescopic slides. The large drawer front guarantees its ease of use and quick access to contents, even when wearing work gloves. Depending on requirements, the Jumbo-Unit can be used as an underfloor or stand-alone solution. The stand-alone version of the Jumbo-Unit can either be equipped with a SoboGrip ProSafe topper or a covering tray. Jumbo-Units of the same size can also be installed one above the other to create more storage space.



		Depth 7 (681.4 mm)				Depth 10 (993.4 mm)				Depth 12 (1201.4 mm)				Depth 14 (1409.4 mm)				Depth 16 (1617.4 mm)			
		Equipment	Article no.	Weight		Article no.	Weight			Article no.	Weight			Article no.	Weight			Article no.	Weight		
Width 1.5 (370.4 mm)	Body height 15/12 (255 mm)	2 x drawer H6	1000011467	19.0 kg		1000011465	26.8 kg			1000011463	29.8 kg										
		1 x drawer H12	1000011457	13.8 kg		1000011466	18.5 kg			1000011464	21.3 kg			1000012602	36.7 kg			1000012607	39.7 kg		
	Body height 21/18 (357 mm)	3 x drawer H6	1000012593	32.6 kg		1000012596	33.1 kg			1000012599	53.9 kg										
		1 x drawer H18	1000014160	18.6 kg		1000014161	26.7 kg			1000014162	26.7 kg			1000014163	41.3 kg			1000014164	43.7 kg		
		1 x drawer H8, 1 x drawer H10	1000012591	26.0 kg		1000012594	38.6 kg			1000012597	42.8 kg			1000012603	62.7 kg			1000012608	65.8 kg		
Width 2 (491.4 mm)	Body height 15/12 (255 mm)	1 x drawer H12	1000011462	16.3 kg		1000011460	21.5 kg			1000011458	25.1 kg			1000012659	39.6 kg			1000012664	41.8 kg		
		2 x drawer H6	1000011461	22.9 kg		1000011459	30.4 kg			1000011456	34.6 kg										
	Body height 21/18 (357 mm)	3 x drawer H6	1000012650	35.9 kg		1000012653	53.2 kg			1000012656	58.7 kg										
		1 x drawer H18	1000012649	20.4 kg		1000012652	28.9 kg			1000012655	32.5 kg			1000012661	44.1 kg			1000012666	46.6 kg		
		1 x drawer H8, 1 x drawer H10	1000012645	28.0 kg		1000012651	41.7 kg			1000012654	46.5 kg			1000012660	66.8 kg			1000012665	70.0 kg		
Width 2.5 (612.4 mm)	Body height 15/12 (255 mm)	1 x drawer H12				1000013714	28.2 kg			1000013715	33.0 kg			1000013716	37.2 kg			1000013717	40.7 kg		
	Body height 21/18 (357 mm)	1 x drawer H18				1000012618	32.3 kg			1000012623	36.6 kg			1000012628	48.3 kg			1000012632	51.0 kg		
		1 x drawer H8, 1 x drawer H10				1000012617	43.0 kg			1000012622	51.5 kg			1000012627	73.0 kg			1000012631	76.6 kg		

# Jumbo-Unit – A new level of storage space



## Covering trays

The robust covering tray expands the storage space of the Jumbo-Unit, giving it new loading options. It is installed on the Jumbo-Unit and can be further subdivided using dividers. The lateral integrated lashing points can be used to secure the load inside. The Jumbo-Unit thus allows small components to be transported as well as heavy equipment or bulky materials.



Product	Technical details	Fits ...	Article no.
Jumbo-Unit G 1.5-7-7 covering tray	Dimensions: 681 x 370 x 115 mm Weight: 3.2 kg	width 1.5 / depth 7	1000011623
Jumbo-Unit G 1.5-10-7 covering tray	Dimensions: 1,000 x 400 x 120 mm Weight: 4.5 kg	width 1.5 / depth 10	1000011624
Jumbo-Unit G 1.5-12-7 covering tray	Dimensions: 1,210 x 400 x 125 mm Weight: 5.25 kg	Width 1.5 / depth 12	1000011625
Jumbo-Unit G 1.5-14-7 covering tray	Dimensions: 1,409 x 370 x 115 mm Weight: 6.07 kg	width 1.5 / depth 14	1000012601
Jumbo-Unit G 1.5-16-7 covering tray	Dimensions: 1,617 x 370 x 115 mm Weight: 6.88 kg	width 1.5 / depth 16	1000012606
Jumbo-Unit G 2-7-7 covering tray	Dimensions: 685 x 520 x 125 mm Weight: 3.9 kg	width 2 / depth 7	1000011626
Jumbo-Unit G 2-10-7 covering tray	Dimensions: 1,000 x 520 x 125 mm Weight: 5.37 kg	width 2 / depth 10	1000011627
Jumbo-Unit G 2-12-7 covering tray	Dimensions: 1,201 x 491 x 115 mm Weight: 6.35 kg	width 2 / depth 12	1000011628
Jumbo-Unit G 2-14-7 covering tray	Dimensions: 1,409 x 491 x 115 mm Weight: 7.32 kg	width 2 / depth 14	1000012658
Jumbo-Unit G 2-16-7 covering tray	Dimensions: 1,617 x 491 x 115 mm Weight: 8.28 kg	width 2 / depth 16	1000012663
Jumbo-Unit G 2.5-10-7 covering tray	Dimensions: 993 x 612 x 115 mm Weight: 6.29 kg	width 2.5 / depth 10	1000012616
Jumbo-Unit G 2.5-12-7 covering tray	Dimensions: 993 x 612 x 115 mm Weight: 7.43 kg	width 2.5 / depth 12	1000012621
Jumbo-Unit G 2.5-14-7 covering tray	Dimensions: 1,409 x 612 x 115 mm Weight: 8.56 kg	width 2.5 / depth 14	1000012626
Jumbo-Unit G 2.5-16-7 covering tray	Dimensions: 1,617 x 612 x 115 mm Weight: 9.68 kg	width 2.5 / depth 16	1000012630

## Toppers

The SoboGrip topper is fitted onto the Jumbo-Unit, extending the loading area. ProSafe floor lashing points are incorporated in the topper, which ensure professional and rapid load securing in the shortest possible time. The SoboGrip surface is extremely durable and dirt-resistant. The topper has a load capacity of up to 100 kg and can be walked on.



Product	Technical details	Fits ...	Article no.
Jumbo-Unit G 1.5-7 topper SGR PS	Dimensions: 680 x 369 x 10 mm Weight: 1.8 kg	width 1.5 / depth 7	1000004799
Jumbo-Unit G 1.5-10 topper SGR PS	Dimensions: 992 x 369 x 10 mm Weight: 3.0 kg	Width 1.5 / depth 10	1000004800
Jumbo-Unit G 1.5-12 topper SGR PS	Dimensions: 1,200 x 369 x 10 mm Weight: 3.6 kg	width 1.5 / depth 12	1000004801
Jumbo-Unit G 1.5-14 topper SGR PS	Dimensions: 1,408 x 369 x 12 mm Weight: 5.37 kg	width 1.5 / depth 14	1000012600
Jumbo-Unit G 1.5-16 topper SGR PS	Dimensions: 1,616 x 369 x 12 mm Weight: 6.07 kg	width 1.5 / depth 16	1000012605
Jumbo-Unit G 2-7 topper SGR PS	Dimensions: 680 x 490 x 10 mm Weight: 2.7 kg	width 2 / depth 7	1000004802
Jumbo-Unit G 2-10 topper SGR PS	Dimensions: 992 x 490 x 10 mm Weight: 4.0 kg	width 2 / depth 10	1000004803
Jumbo-Unit G 2-12 topper SGR PS	Dimensions: 1,200 x 490 x 10 mm Weight: 4.9 kg	width 2 / depth 12	1000004804
Jumbo-Unit G 2-14 topper SGR PS	Dimensions: 1,408 x 490 x 12 mm Weight: 6.77 kg	width 2 / depth 14	1000012657
Jumbo-Unit G 2-16 topper SGR PS	Dimensions: 1,408 x 611 x 12 mm Weight: 7.67 kg	width 2 / depth 16	1000012662
Jumbo-Unit G 2.5-10 topper SGR PS	Dimensions: 992 x 611 x 12 mm Weight: 5.77 kg	width 2.5 / depth 10	1000012615
Jumbo-Unit G 2.5-12 topper SGR PS	Dimensions: 1,200 x 611 x 12 mm Weight: 7.18 kg	width 2.5 / depth 12	1000012620
Jumbo-Unit G 2.5-14 topper SGR PS	Dimensions: 1,408 x 611 x 12 mm Weight: 8.24 kg	width 2.5 / depth 14	1000012625
Jumbo-Unit G 2.5-16 topper SGR PS	Dimensions: 1,616 x 611 x 12 mm Weight: 9.31 kg	width 2.5 / depth 16	1000012629

# Jumbo-Unit – A new level of storage space



## Drawer dividers

The depth of the drawers can be divided up into individual areas using dividers. The positions of the dividers can be varied according to the space requirements. Each divider set consists of two dividers each and the matching divider holders.



Product	Fits ...	Article no.
Divider set SBL W1.5 H6 D7/10/12	Drawer width 1.5 / depth 7-12 / height 6	1000013397
Divider set SBL W1.5 H8 D7/10/12	Drawer width 1.5 / depth 7-12 / from height 8	1000013399
Divider set SBL W1.5 H8 D14/16	Drawer width 1.5 / depth 14-16 / from height 8	1000013401
Divider set SBL W2 H6 D7/10/12	Drawer width 2 / depth 7-12 / height 6	1000013398
Divider set SBL W2 H8 D7/10/12	Drawer width 2 / depth 7-12 / from height 8	1000013400
Divider set SBL W2 H8 D14/16	Drawer width 2 / depth 14-16 / from height 8	1000013402
Divider set SBL W2.5 H8 D7/10/12	Drawer width 2.5 / depth 7-12 / from height 8	1000013403

Divider set SBL W1.5 H8 D14/16	Drawer width 2.5 / depth 14-16 / from height 8	1000013404
--------------------------------	--	------------

## Covering tray dividers

Flexible division of the depth of the covering tray enables the additional transport of small components. The divider sets consist of one divider each and the matching divider holders.



Product	Fits ...	Article no.
Jumbo-Unit G divider set ADW 1.5-0-6	Covering tray width 1.5	1000013394
Jumbo-Unit G divider set ADW 2-0-6	Covering tray width 2	1000013395
Jumbo-Unit G divider set ADW 2.5-0-6	Covering tray width 2.5	1000013396

## Tool mats

Tool mats ensure the secure grip of the stored objects and protect both the contents and the drawer or covering tray from damage. They also stop annoying rattling noises.




Tools mat drawer	Fits ...	Article no.
Tool mat drawer 1.5-7-0	width 1.5 / depth 7	651016733
Tool mat drawer 1.5-10-0	width 1.5 / depth 10	651017714
Tool mat drawer 1.5-12-0	width 1.5 / depth 12	651017715
Tool mat drawer 1.5-14-0	width 1.5 / depth 14	6000012382
Tool mat drawer 1.5-16-0	width 1.5 / depth 16	6000012383
Tool mat drawer 2-7-0	width 2 / depth 7	651005159
Anti-rattle mat drawer 2-10-0	width 2 / depth 10	651017716
Tool mat drawer 2-12-0	width 2 / depth 12	651017717
Tool mat drawer 2-14-0	width 2 / depth 14	6000012384
Tool mat drawer 2-16-0	width 2 / depth 16	6000012385
Tool mat drawer 2.5-7-0	width 2.5 / depth 7	6000012386
Tool mat drawer 2.5-10-0	width 2.5 / depth 10	6000012387
Tool mat drawer 2.5-12-0	width 2.5 / depth 12	6000012388
Tool mat drawer 2.5-14-0	width 2.5 / depth 14	6000012389
Tool mat drawer 2.5-16-0	width 2.5 / depth 16	6000012390

Tool mats covering tray	Fits ...	Article no.
Tool mat covering tray JU 1.5-7-0	width 1.5 / depth 7	6000012391
Tool mat covering tray JU 1.5-10-0	width 1.5 / depth 10	6000012392
Tool mat covering tray JU 1.5-12-0	width 1.5 / depth 12	6000012393
Tool mat covering tray JU 1.5-14-0	width 1.5 / depth 14	6000012394
Tool mat covering tray JU 1.5-16-0	width 1.5 / depth 16	6000012395
Tool mat covering tray JU 2-7-0	width 2 / depth 7	6000012396
Tool mat covering tray JU 2-10-0	width 2 / depth 10	6000012397
Tool mat covering tray JU 2-12-0	width 2 / depth 12	6000012398
Tool mat covering tray JU 2-14-0	width 2 / depth 14	6000012399
Tool mat covering tray JU 2-16-0	width 2 / depth 16	6000012400
Tool mat covering tray JU 2.5-7-0	width 2.5 / depth 7	6000012401
Tool mat covering tray JU 2.5-10-0	width 2.5 / depth 10	6000012402
Tool mat covering tray JU 2.5-12-0	width 2.5 / depth 12	6000012403
Tool mat covering tray JU 2.5-14-0	width 2.5 / depth 14	6000012404
Tool mat covering tray JU 2.5-16-0	width 2.5 / depth 16	6000012405



Smart load carrier


# Pull-out loading platform



Safety thanks to continuous  
brake function



Integrated load securing –  
ProSafe as standard



High load capacity of  
up to 250 kg



Ergonomic – easy to use and  
easy access to the load

## Pull-out loading platform



### Loading platform

The loading platform can be extended up to 2/3 of its total length. This ensures easy access to the load even with a forklift, crane, etc.

### Surface

The loading area of the pull-out loading platform consists of the tried-and-tested multi-layer panel – also used for SoboGrip and SoboPro floors – which is characterised by its slip resistance and long-term stability.

Durable surface

Loads of up to 250 kg

### Payload

All sizes of the pull-out loading platform are designed for a load capacity of up to 250 kg. The result is a wide range of uses. The smooth-running guides ensure easy operation even under maximum load.

### mySortimo labels

With labels and clips from mySortimo labels – which can also be integrated into the SR5 van racking system – you can identify equipment, machines and other organisation systems on the pull-out loading platform at a glance. This also ensures that everything is put back in the right place after use.

Continuous brake function when the operating lever is

### Brake function

Especially on sloping terrain, heavy loads on the pull-out loading platform can be dangerous to the operator if they move towards him unchecked. The brake ensures that the platform is safely brought to a standstill in any position as soon as the operating handle is released.



Lashing straps from page 110  
Labelling from page 295

### Load securing system

The ProSafe load securing system is integrated into the aluminium profiles of the pull-out loading platform. This means that existing ProSafe straps can also be used to secure materials on the pull-out loading platform – quickly and safely!

### Rounded corners

Another safety-related detail is the rounded, soft elastomer plastic corners. These prevent the risk of injury caused by the usual sharp edges.

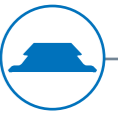
Pull-out loading platform



The pull-out loading platform is available in 60 different sizes to make the best possible use of the space available in your vehicle.  
The height in all versions is 102 mm.

	Material	Material designation	Width (mm)	Depth (mm)	Weight (kg)
Width 1.5	1000015239	Pull-out loading platform 1.5-7-6 SR5	316.5	667.0	11.4
	1000015240	Pull-out loading platform 1.5-8-6 SR5	316.5	771.0	14.7
	1000015241	Pull-out loading platform 1.5-9-6 SR5	316.5	875.0	16.4
	1000015242	Pull-out loading platform 1.5-10-6 SR5	316.5	979.0	18.5
	1000015243	Pull-out loading platform 1.5-11-6 SR5	316.5	1083.0	20.2
	1000015244	Pull-out loading platform 1.5-12-6 SR5	316.5	1187.0	22.3
	1000015245	Pull-out loading platform 1.5-13-6 SR5	316.5	1291.0	23.9
	1000015246	Pull-out loading platform 1.5-14-6 SR5	316.5	1395.0	24.5
	1000015247	Pull-out loading platform 1.5-15-6 SR5	316.5	1499.0	27.1
	1000015248	Pull-out loading platform 1.5-16-6 SR5	316.5	1603.0	30.4
Width 2	1000015249	Pull-out loading platform 27-6 SR5	440.0	667.0	16.2
	1000015250	Pull-out loading platform 28-6 SR5	440.0	771.0	17.2
	1000015251	Pull-out loading platform 29-6 SR5	440.0	875.0	19.1
	1000015253	Pull-out loading platform 210-6 SR5	440.0	979.0	21.0
	1000015254	Pull-out loading platform 211-6 SR5	440.0	1083.0	23.2
	1000015255	Pull-out loading platform 212-6 SR5	440.0	1187.0	24.8
	1000015256	Pull-out loading platform 213-6 SR5	440.0	1291.0	26.4
	1000015257	Pull-out loading platform 214-6 SR5	440.0	1395.0	28.5
	1000015258	Pull-out loading platform 215-6 SR5	440.0	1499.0	30.1
	1000015259	Pull-out loading platform 216-6 SR5	440.0	1603.0	33.7
Width 2.5	1000015260	Pull-out loading platform 2.5-7-6 SR5	563.5	667.0	17.7
	1000015261	Pull-out loading platform 2.5-8-6 SR5	563.5	771.0	19.2
	1000015262	Pull-out loading platform 2.5-9-6 SR5	563.5	875.0	20.9
	1000015263	Pull-out loading platform 2.5-10-6 SR5	563.5	979.0	23.0
	1000015264	Pull-out loading platform 2.5-11-6 SR5	563.5	1083.0	24.7
	1000015265	Pull-out loading platform 2.5-12-6 SR5	563.5	1187.0	26.3
	1000015266	Pull-out loading platform 2.5-13-6 SR5	563.5	1291.0	27.9
	1000015267	Pull-out loading platform 2.5-14-6 SR5	563.5	1395.0	29.5
	1000015268	Pull-out loading platform 2.5-15-6 SR5	563.5	1499.0	31.6
	1000015269	Pull-out loading platform 2.5-16-6 SR5	563.5	1603.0	35.4

	Material	Material designation	Width (mm)	Depth (mm)	Weight (kg)
Width 3	1000015270	Pull-out loading platform 37-6 SR5	711.0	667.0	19.5
	1000015271	Pull-out loading platform 38-6 SR5	711.0	771.0	21.0
	1000015272	Pull-out loading platform 39-6 SR5	711.0	875.0	23.0
	1000015273	Pull-out loading platform 310-6 SR5	711.0	979.0	24.8
	1000015274	Pull-out loading platform 311-6 SR5	711.0	1083.0	26.5
	1000015275	Pull-out loading platform 312-6 SR5	711.0	1187.0	28.1
	1000015276	Pull-out loading platform 313-6 SR5	711.0	1291.0	29.7
	1000015277	Pull-out loading platform 314-6 SR5	711.0	1395.0	31.8
	1000015279	Pull-out loading platform 315-6 SR5	711.0	1499.0	33.9
	1000015281	Pull-out loading platform 316-6 SR5	711.0	1603.0	37.2
Width 4	1000015280	Pull-out loading platform 47-6 SR5	958.0	667.0	21.7
	1000015283	Pull-out loading platform 48-6 SR5	958.0	771.0	23.7
	1000015284	Pull-out loading platform 49-6 SR5	958.0	875.0	24.7
	1000015285	Pull-out loading platform 410-6 SR5	958.0	979.0	27.6
	1000015286	Pull-out loading platform 411-6 SR5	958.0	1083.0	29.2
	1000015287	Pull-out loading platform 412-6 SR5	958.0	1187.0	30.9
	1000015288	Pull-out loading platform 413-6 SR5	958.0	1291.0	32.9
	1000015289	Pull-out loading platform 414-6 SR5	958.0	1395.0	34.5
	1000015290	Pull-out loading platform 415-6 SR5	958.0	1499.0	36.7
	1000015291	Pull-out loading platform 416-6 SR5	958.0	1603.0	39.9
Width 5	1000015292	Pull-out loading platform 57-6 SR5	1205.0	667.0	24.7
	1000015293	Pull-out loading platform 58-6 SR5	1205.0	771.0	26.2
	1000015294	Pull-out loading platform 59-6 SR5	1205.0	875.0	28.4
	1000015295	Pull-out loading platform 510-6 SR5	1205.0	979.0	30.5
	1000015296	Pull-out loading platform 511-6 SR5	1205.0	1083.0	33.2
	1000015297	Pull-out loading platform 512-6 SR5	1205.0	1187.0	35.2
	1000015298	Pull-out loading platform 513-6 SR5	1205.0	1291.0	36.9
	1000015299	Pull-out loading platform 514-6 SR5	1205.0	1395.0	38.5
	1000015300	Pull-out loading platform 515-6 SR5	1205.0	1499.0	41.6
	1000015301	Pull-out loading platform 516-6 SR5	1205.0	1603.0	44.8



## Installation – Load securing – Loading space protection Floor and wall claddings



Protect the cargo area  
from wear and damage



Lashing possibilities  
for professional load securing

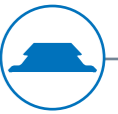


Ideal combination with SR5  
through integrated mounting points




Easy-care, sturdy  
and easy to clean

## Installation and load securing floors




Floor and wall claddings represent the basis of professional vehicle equipment. Sortimo offers the right solution with the vehicle-specific sets in various different designs for any application. This includes our own consistently integrated and developed ProSafe load securing system, which facilitates diverse solutions for load securing. Sortimo floor and wall cladding contributes significantly to the value retention of your vehicle. They protect the chassis from damage and can be removed without leaving any residues if necessary.




**SoboGrip**

Sturdy installation floor with non-slip coating for alternating types of load.




**SoboPro**

Load securing floor with lashing points for SR5 van racking and additional lashing options.



from Page 84  
**SoboPro LSC**

Load securing floor with lashing points for SR5 van racking and additional floor lashing points for restraint poles.



**SR5**

Original lashing points remain available using the lashing points integrated flush in the floor, and are compatible with ProSafe.

### Installation and load securing floor

- made from Scandinavian birch
- 9 mm thick, 7-fold bonding
- extremely scratch and impact resistant
- moisture-resistant
- hygienic, non-slip and highly wear-resistant surface covering
- aluminium protective edges on entry sides
- integrated lashing points for SR5 van racking with SoboPro floors
- tailor-made for the vehicle
- no drilling of the vehicle chassis required



## Maximum utilisation of the load area in the vehicle with SoboPro and SR5 van racking

### SoboPro



The SoboPro installation floor permits simple and quick mounting of the Sortimo van racking system SR5 in the vehicle without having to drill through the vehicle chassis, thanks to the integrated attachment points. The van's standard lashing points can still be used for this. The SoboPro installation floor has additional lashing points alongside the pre-configured lashing points. This results in an innovative and professional load-securing concept which permits flexible lashing of loads to the floor. The floor lashing points are arranged in such a way that the valuable storage space on the floor of the vehicle itself, combined with the installation of SR5 van racking, can be utilised in an ideal manner.



### Load securing as standard

The SoboPro floor is compatible with all ProSafe products, such as lashing belts, CargoStopp and load securing nets. The protection floor is resistant to dirt and water, easy to clean and extremely scratch- and impact-resistant.





Installation and load securing floors





CITROËN

Floors for vehicles with right-sliding door.

Model / model year	Specification	Wheelbase in mm	Total length in mm		
				Article no.	Article no.
Berlingo 2008	L1	2728	4380	331013232	1000012301
Berlingo 2008	L2	2728	4628	331014401	1000012302
Berlingo 2018	L1	2785	4403	1000013292	1000012161
Berlingo 2018	L2	2975	4753	1000013259	1000012162
Jumper 2006	L1	3000	4963	331010270	1000012168
Jumper 2006	L2	3450	5413	331010272	1000012169
Jumper 2006	L3	4035	5998	331010274	1000012170
Jumper 2006	L4	4035	6363	331010809	1000013483
Jumpy 2016	XS	2925	4609	1000005157	1000012163
Jumpy 2016	M	3275	4959	1000005112	1000012164
Jumpy 2016	XL	3275	5309	1000005158	1000012165

DACIA


Floors for vehicles with right-sliding door.

Model / model year	Specification	Wheelbase in mm	Total length in mm		
				Article no.	Article no.
Dokker Express 2012	L1, PG	2810	4363	1000004286	1000014077
Dokker Express 2012	L1, PG	2810	4363	1000001554	—

SoboGrip





The Sortimo floor SoboGrip is built for rough everyday life with changing cargo and therefore ideal for parcel delivery services and freight forwarders. The textured coating is non-directional, scratch-resistant and also extremely slip-resistant when wet.



FIAT

Floors for vehicles with right-sliding door.

Model / model year	Specification	Wheelbase in mm	Total length in mm		
				Article no.	Article no.
Dobló 2010	L1	2755	4406	331016509	1000012166
Dobló 2010	L2	3105	4756	331016510	1000012167
Ducato 2006	L1	3000	4963	331010270	1000012168
Ducato 2006	L2	3450	5413	331010272	1000012169
Ducato 2006	L4	4035	5998	331010274	1000012170
Ducato 2006	L5	4035	6363	331010809	1000013483
Talento 2016	L1, SD	3098	4999	1000003017	1000012192
Talento 2016	L1, RD	3098	4999	1000003020	1000012303
Talento 2016	L2, SD	3498	5399	1000003023	1000012193
Talento 2016	L2, RD	3498	5399	1000003026	1000012304

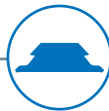
FORD

Floors for vehicles with right-sliding door.

Model / model year	Specification	Wheelbase in mm	Total length in mm		
				Article no.	Article no.
Transit Connect 2014	L1	2662	4418	1000002597	1000012171
Transit Connect 2014	L2	3062	4818	1000002535	1000012172
Transit Courier 2014	DIV	2489	4157	1000003219	—
Transit Courier 2014	PG	2489	4157	1000003391	—
Transit Custom 2012	L1	2933	4972	1000001761	1000012173
Transit Custom 2012	L2	3300	5339	1000001764	1000012174
Transit 2014	L2	3300	5531	1000002680	1000012175
Transit 2014	L2, RW	3300	5531	1000002873	1000012177
Transit 2014	L3	3750	5981	1000002649	1000012176
Transit 2014	L3, RW	3750	5981	1000002760	1000012178
Transit 2014	L4, RW	3750	6704	1000003137	—
Transit 2014	L4, RW, DT	3750	6704	1000003143	—

SD = swing doors, RW = rear-wheel drive, RD = rear door, WAC = wheel arch cladding, PG = partition grid, DIV = divider, DT = dual tyres

Installation and load securing floors



HYUNDAI

Floors for vehicles with right-sliding door.



Model / model year	Specification	Wheelbase in mm	Total length in mm	SoboGrip Article no.	SoboPro Article no.
H350 2015	L2	3435	5515	1000004671	1000014426
H350 2015	L3	3670	6195	1000004682	—

IVECO

Floors for vehicles with right-sliding door.

Model / model year	Specification	Wheelbase in mm	Total length in mm	SoboGrip Article no.	SoboPro Article no.
Daily 2014	L1	3000	5040	1000003400	1000013442
Daily 2014	L2	3520	5560	1000002757	1000013443
Daily 2014	L3	3520	5950	1000002758	1000013441
Daily 2014	L3, DT	3520	5950	1000004381	—
Daily 2014	L4	4100	7130	1000002759	1000013444
Daily 2014	L4, DT	4100	7130	1000003979	—
Daily 2014	L5	4100	7498	1000004098	1000013445
Daily 2014	L5, DT	4100	7498	1000004101	—

MAN

Floors for vehicles with right-sliding door.

Model / model year	Specification	Wheelbase in mm	Total length in mm	SoboGrip Article no.	SoboPro Article no.
TGE 2016	Standard	3640	5986	1000005278	1000012202
TGE 2016	Standard, RW	3640	5986	1000011211	1000012204
TGE 2016	Standard, RW, DT	3640	5986	1000010565	—
TGE 2016	Long	4490	6836	1000005279	1000012203
TGE 2016	Long, RW	4490	6836	1000011219	1000012205
TGE 2016	Long, RW, DT	4490	6836	1000010566	—
TGE 2016	Extra long	4490	7391	1000005280	—
TGE 2016	Extra long, RW	4490	7391	1000011227	—
TGE 2016	Extra long, RW, DT	4490	7391	1000011445	—



SD = swing doors, RW = rear-wheel drive, RD = rear door, WAC = wheel arch cladding, PG = partition grid, DIV = divider, DT = dual tyres

Installation and load securing floors





MERCEDES BENZ

Floors for vehicles with right-sliding door.

Model / model year	Specification	Wheelbase in mm	Total length in mm	<div>SoboGrip Article no.</div>	<div>SoboPro Article no.</div>
Citan 2012	Long	2697	4321	331013206	1000012179
Citan 2012	Long, RW	2697	4321	1000002609	1000012181
Citan 2012	Extra long	3081	4705	331017394	1000012180
Citan 2012	Extra long, RW	3081	4705	1000003170	1000012182
Sprinter 2006	Compact, RW	3250	5245	331008871	1000012186
Sprinter 2018	Compact	3259	5267	1000011510	1000012190
Sprinter 2006 Sprinter 2018	Standard, RW	3665	5932	331008873	1000012187
Sprinter 2006 Sprinter 2018	Standard, RW, DT	3665	5932	331008876	—
Sprinter 2018	Standard	3924	5932	1000011276	1000012191
Sprinter 2006 Sprinter 2018	Long, RW	4325	6967	331008874	1000012188
Sprinter 2006 Sprinter 2018	Long, RW, DT	4325	6967	331008877	—
Sprinter 2006 Sprinter 2018	Extra long, RW	4325	7367	331008875	1000012189
Sprinter 2006 Sprinter 2018	Extra long, RW, DT	4325	7367	331008878	—
Vito 2014	Compact	3200	4895	1000003158	1000012183
Vito 2014	Long	3200	5140	1000003159	1000012184
Vito 2014	Extra long	3430	5370	1000003160	1000012185



NISSAN

Floors for vehicles with right-sliding door.

Model / model year	Specification	Wheelbase in mm	Total length in mm	<div>SoboGrip Article no.</div>	<div>SoboPro Article no.</div>
NV300 2016	L1, SD	3098	4999	1000003017	1000012192
NV300 2016	L1, RD	3098	4999	1000003020	1000012303
NV300 2016	L2, SD	3498	5399	1000003023	1000012193
NV300 2016	L2, RD	3498	5399	1000003026	1000012304
NV400 2012	L1	3182	5048	331016911	1000012194
NV400 2012	L2	3682	5548	331016912	1000012195
NV400 2012	L3, RW	3682	6198	331016843	1000012197
Master 2010	L3, RW, DT	3682	6198	331016916	—



NISSAN

Floors for vehicles with right-sliding door.

Model / model year	Specification	Wheelbase in mm	Total length in mm	<div>SoboGrip Article no.</div>	<div>SoboPro Article no.</div>
NV400 2012	L3	4332	6198	331016913	1000012196
NV400 2012	L4, RW	4332	6848	1000003459	—
NV400 2012	L4, RW, DT	4332	6848	331016918	—

VAUXHALL

Floors for vehicles with right-sliding door.

Model / model year	Specification	Wheelbase in mm	Total length in mm	<div>SoboGrip Article no.</div>	<div>SoboPro Article no.</div>
Combo 2012	L1	2755	4406	331016509	1000012166
Combo 2012	L2	3105	4756	331016510	1000012167
Combo 2018	L1	2785	4403	1000013292	1000012161
Combo 2018	L2	2975	4753	1000013259	1000012162
Movano 2010	L1	3182	5048	331016911	1000012194
Movano 2010	L2	3682	5548	331016912	1000012195
Movano 2010	L3, RW	3682	6198	331016843	1000012197
Master 2010	L3, RW, DT	3682	6198	331016916	—
Movano 2010	L3	4332	6198	331016913	1000012196
Movano 2010	L4, RW	4332	6848	1000003459	—
Movano 2010	L4, RW, DT	4332	6848	331016918	—
Vivaro 2014	L1, SD	3098	4999	1000003017	1000012192
Vivaro 2014	L1, RD	3098	4999	1000003020	1000012303
Vivaro 2014	L2, SD	3498	5399	1000003023	1000012193
Vivaro 2014	L2, RD	3498	5399	1000003026	1000012304
Vivaro 2019	S	2925	4609	1000005157	1000012163
Vivaro 2019	M	3275	4959	1000005112	1000012164
Vivaro 2019	L	3275	5309	1000005158	1000012165


SD = swing doors, RW = rear-wheel drive, RD = rear door, WAC = wheel arch cladding, PG = partition grid, DIV = divider, DT = dual tyres

Installation and load securing floors





PEUGEOT

Floors for vehicles with right-sliding door.

Model / model year	Specification	Wheelbase in mm	Total length in mm	 SoboGrip	 SoboPro
				Article no.	Article no.
Boxer 2006	L1	3000	4963	331010270	1000012168
Boxer 2006	L2	3450	5413	331010272	1000012169
Boxer 2006	L3	4035	5998	331010274	1000012170
Boxer 2006	L4	4035	6363	331010809	1000013483
Expert 2016	L1	2925	4609	1000005157	1000012163
Expert 2016	L2	3275	4959	1000005112	1000012164
Expert 2016	L3	3275	5309	1000005158	1000012165
Partner 2008	L1	2728	4380	331013232	1000012301
Partner 2008	L2	2728	4628	331014401	1000012302
Partner 2018	L1	2785	4403	1000013292	1000012161
Partner 2018	L2	2975	4753	1000013259	1000012162



RENAULT

Floors for vehicles with right-sliding door.

Model / model year	Specification		Total length in mm	 SoboGrip	 SoboPro
				Article no.	Article no.
Kangoo 2008	L1	2697	4213	331013206	1000012179
Kangoo 2008	L1, WAC	2697	4213	1000002609	1000012181
Kangoo 2008	L2	3081	4597	331017394	1000012180
Kangoo 2008	L2, WAC	3081	4597	1000003170	1000012182
Master 2010	L1	3182	5048	331016911	1000012194
Master 2010	L2	3682	5548	331016912	1000012195
Master 2010	L3, RW	3682	6198	331016843	1000012197
Master 2010	L3, RW, DT	3682	6198	331016916	—
Master 2010	L3	4332	6198	331016913	1000012196
Master 2010	L4, RW	4332	6848	1000003459	—
Master 2010	L4, RW, DT	4332	6848	331016918	—
Traffic 2014	L1, SD	3098	4999	1000003017	1000012192
Traffic 2014	L1, RD	3098	4999	1000003020	1000012303
Traffic 2014	L2, SD	3498	5399	1000003023	1000012193
Traffic 2014	L2, RD	3498	5399	1000003026	1000012304



TOYOTA

Floors for vehicles with right-sliding door.

Model / model year	Specification	Wheelbase in mm	Total length in mm	 SoboGrip	 SoboPro
				Article no.	Article no.
ProAce 2016	Compact	2925	4609	1000005157	1000012163
ProAce 2016	Medium	3275	4959	1000005112	1000012164
ProAce 2016	Long	3275	5309	1000005158	1000012165

VOLKSWAGEN

Floors for vehicles with right-sliding door.

Model / model year	Specification	Wheelbase in mm	Total length in mm	 SoboGrip	 SoboPro
				Article no.	Article no.
Caddy 2015	Normal	2682	4405	331001450	1000012198
Caddy 2015	Maxi	3002	4875	331012928	1000012199
Caddy 2020	Normal	2755	4501	1000016209	1000016216
Crafter 2016	Mid-length	3640	5986	1000005278	1000012202
Crafter 2016	Mid-length, RW	3640	5986	1000011211	1000012204
Crafter 2016	Mid-length, RW, DT	3640	5986	1000010565	—
Crafter 2016	Long	4490	6836	1000005279	1000012203
Crafter 2016	Long, RW	4490	6836	1000011219	1000012205
Crafter 2016	Long, RW, DT	4490	6836	1000010566	—
Crafter 2016	Long Plus	4490	7391	1000005280	—
Crafter 2016	Long Plus, RW	4490	7391	1000011227	—
Crafter 2016	Long Plus, RW, DT	4490	7391	1000011445	—
T6 2015	Short	3000	4892	33592156	1000012200
T6 2015	Long	3400	5292	33592149	1000012201

SD = swing doors, RW = rear-wheel drive, RD = rear door, WAC = wheel arch cladding, PG = partition grid, DIV = divider, DT = dual tyres


Installation and load securing floors



SoboPro LSC



Besides the lashing points for SR5 van racking, the SoboPro LSC offers additional floor lashing points. In combination with fixing rails fixed to the roof stringers above, your restraint poles can be inserted to allow form-fitted securing of the load. Bulky goods and panel materials can be conveniently fixed in this way and be secured for transport. The lashing points can, in addition, be used for ProSafe lashing belts. The 7-fold bonded mounting floor, having a thickness of 9 mm, is scratch-resistant as a result of its multi-directional textured coating and is extremely slip-resistant even when wet.



CITROËN

Floors for vehicles with right-sliding door.



Model / model year	Specification	Wheelbase in mm	Total length in mm	Roof height	SoboPro restraint pole Article no.
Jumper 2006	L1	3000	4963	H1, H2	1000012563
Jumper 2006	L2	3450	5413	H1, H2	1000012564
Jumper 2006	L3	4035	5998	H2, H3	1000012565
Jumpy 2016	M	3275	4959	H1	1000013845
Jumpy 2016	XL	3275	5309	H1	1000013847

FIAT

Floors for vehicles with right-sliding door.

Model / model year	Specification	Wheelbase in mm	Total length in mm	Roof height	SoboPro restraint pole Article no.
Ducato 2006	L1	3000	4963	H1, H2	1000012563
Ducato 2006	L2	3450	5413	H1, H2	1000012564
Ducato 2006	L4	4035	5998	H2, H3	1000012565
Talento 2016	L1, SD	3098	4999	H1	1000012578
Talento 2016	L1, RD	3098	4999	H1	1000013861
Talento 2016	L2, SD	3498	5399	H1	1000012579
Talento 2016	L2, RD	3498	5399	H1	1000013863

FORD

Floors for vehicles with right-sliding door.

Model / model year	Specification	Wheelbase in mm	Total length in mm	Roof height	SoboPro restraint pole Article no.
Transit Custom 2012	L1	2933	4972	H1	1000012566
Transit Custom 2012	L2	3300	5339	H1	1000012567
Transit 2014	L2	3300	5531	H2, H3	1000012568
Transit 2014	L2, RW	3300	5531	H2, H3	1000012570
Transit 2014	L3	3750	5981	H2, H3	1000012569
Transit 2014	L3, RW	3750	5981	H2, H3	1000012571

SD = swing doors, RW = rear-wheel drive, RD = rear door, WAC = wheel arch cladding, PG = partition grid, DIV = divider, DT = dual tyres

Installation and load securing floors



IVECO

Floors for vehicles with right-sliding door.



Model / model year	Specification	Wheelbase in mm	Total length in mm	Roof height	SoboPro restraint pole Article no.
Daily 2014	L3	3520	5950	H2, H3	1000013495

MAN

Floors for vehicles with right-sliding door.

Model / model year	Specification	Wheelbase in mm	Total length in mm	Roof height	SoboPro restraint pole Article no.
TGE 2016	Standard	3640	5986	H1, H2	1000012585
TGE 2016	Standard, RW	3640	5986	H1, H2	1000013866
TGE 2016	Long	4490	6836	H2, H3	1000012586
TGE 2016	Long, RW	4490	6836	H2, H3	1000012588

MERCEDES BENZ

Floors for vehicles with right-sliding door.

Model / model year	Specification	Wheelbase in mm	Total length in mm	Roof height	SoboPro restraint pole Article no.
Sprinter 2006 Sprinter 2018	Standard, RW	3665	5932	H1, H2	1000012573
Sprinter 2006 Sprinter 2018	Long, RW	4325	6967	H2, H3	1000012574
Sprinter 2006 Sprinter 2018	Extra long, RW	4325	7367	H2, H3	1000012575
Sprinter 2018	Compact	3259	5267	H1, H2	1000012576
Sprinter 2018	Standard	3924	5932	H1, H2	1000013853
Vito 2014	Compact	3200	4895	H1	1000013856
Vito 2014	Long	3200	5140	H1	1000012572
Vito 2014	Extra long	3430	5370	H1	1000013854

NISSAN

Floors for vehicles with right-sliding door.



Model / model year	Specification	Wheelbase in mm	Total length in mm	Roof height	SoboPro restraint pole Article no.
NV300 2016	L1, SD	3098	4999	H1	1000012578
NV300 2016	L1, RD	3098	4999	H1	1000013861
NV300 2016	L2, SD	3498	5399	H1	1000012579
NV300 2016	L2, RD	3498	5399	H1	1000013863
NV400 2012	L1	3182	5048	H1	1000013858
NV400 2012	L2	3682	5548	H2	1000012580
NV400 2012	L3	4332	6198	H2	1000012581
NV400 2012	L3, RW	3682	6198	H2	1000012582

VAUXHALL

Floors for vehicles with right-sliding door.

Model / model year	Specification	Wheelbase in mm	Total length in mm	Roof height	SoboPro restraint pole Article no.
Movano 2010	L1	3182	5048	H1	1000013858
Movano 2010	L2	3682	5548	H2	1000012580
Movano 2010	L3	4332	6198	H2	1000012581
Movano 2010	L3, RW	3682	6198	H2	1000012582
Vivaro 2014	L1, SD	3098	4999	H1	1000012578
Vivaro 2014	L1, RD	3098	4999	H1	1000013861
Vivaro 2014	L2, SD	3498	5399	H1	1000012579
Vivaro 2014	L2, RD	3498	5399	H1	1000013863
Vivaro 2019	M	3275	4959	H1	1000013845
Vivaro 2019	L	3275	5309	H1	1000013847

SD = swing doors, RW = rear-wheel drive, RD = rear door, WAC = wheel arch cladding, PG = partition grid, DIV = divider, DT = dual tyres

Installation and load securing floors



PEUGEOT

Floors for vehicles with right-sliding door.



Model / model year	Specification	Wheelbase in mm	Total length in mm	Roof height	SoboPro restraint pole Article no.
Boxer 2006	L1	3000	4963	H1, H2	1000012563
Boxer 2006	L2	3450	5413	H1, H2	1000012564
Boxer 2006	L3	4035	5998	H2, H3	1000012565
Expert 2016	L2	3275	4959	H1	1000013845
Expert 2016	L3	3275	5309	H1	1000013847

RENAULT

Floors for vehicles with right-sliding door.

Model / model year	Specification	Wheelbase in mm	Total length in mm	Roof height	SoboPro restraint pole Article no.
Master 2010	L1	3182	5048	H1	1000013858
Master 2010	L2	3682	5548	H2	1000012580
Master 2010	L3	4332	6198	H2	1000012581
Master 2010	L3, RW	3682	6198	H2	1000012582
Traffic 2014	L1, SD	3098	4999	H1	1000012578
Traffic 2014	L1, RD	3098	4999	H1	1000013861
Traffic 2014	L2, SD	3498	5399	H1	1000012579
Traffic 2014	L2, RD	3498	5399	H1	1000013863

TOYOTA

Floors for vehicles with right-sliding door.


Model / model year	Specification	Wheelbase in mm	Total length in mm	Roof height	SoboPro restraint pole Article no.
ProAce 2016	Medium	3275	4959	H1	1000013845
ProAce 2016	Long	3275	5309	H1	1000013847

VOLKSWAGEN

Floors for vehicles with right-sliding door.

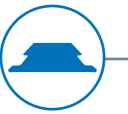


Model / model year	Specification	Wheelbase in mm	Total length in mm	Roof height	SoboPro restraint pole Article no.
Crafter 2016	Mid-length	3640	5986	H1, H2	1000012585
Crafter 2016	Mid-length, RW	3640	5986	H1, H2	1000013866
Crafter 2016	Long	4490	6836	H2, H3	1000012586
Crafter 2016	Long, RW	4490	6836	H2, H3	1000012588
T6 2015	Short	3000	4892	H1	1000012583
T6 2015	Long	3400	5304	H1	1000012584

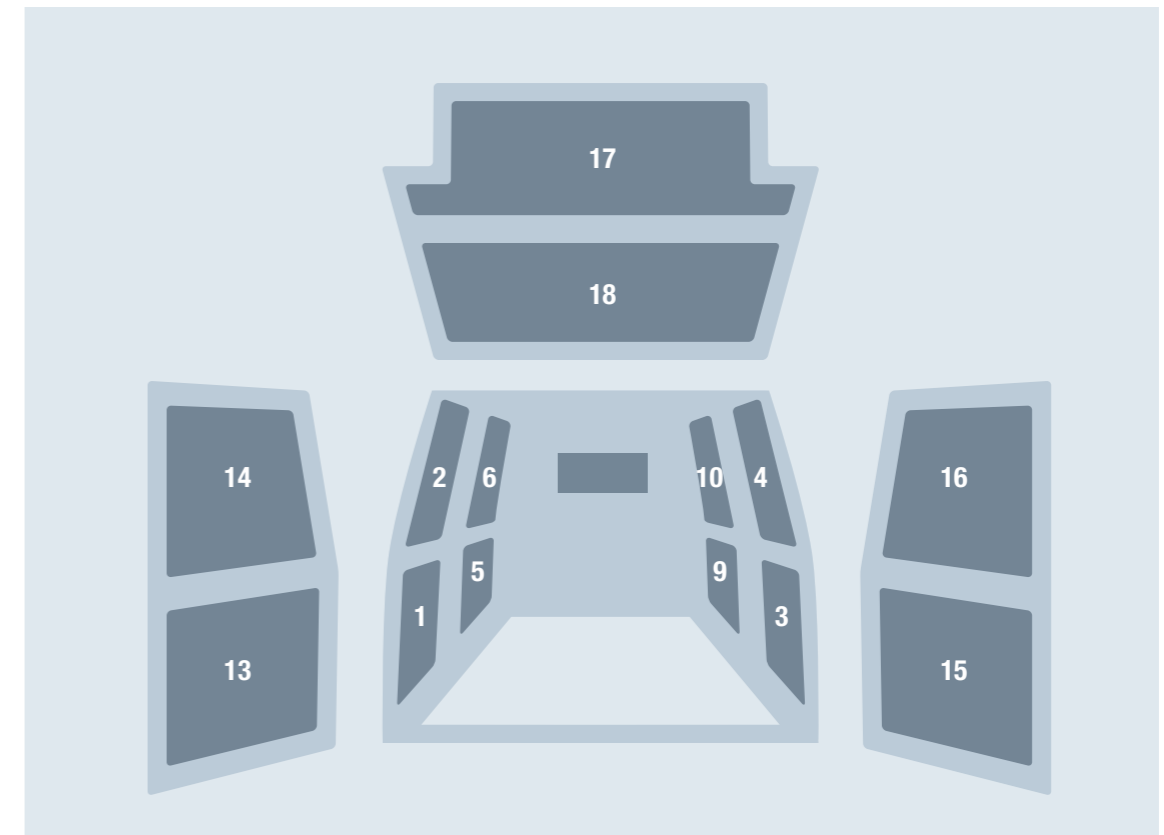


SD = swing doors, RW = rear-wheel drive, RD = rear door, WAC = wheel arch cladding, PG = partition grid, DIV = divider, DT = dual tyres

## Wall claddings – Vehicle-specific interior protection



The SowaFlex wall cladding, made from lightweight honeycomb material, protects the loading space of the vehicle and weighs 60% less than comparable wood cladding. The extremely impact- and scratch-resistant material protects the vehicle chassis in an optimum manner from damage and can be installed in the vehicle simply and without difficulty by fastening to the points provided by the vehicle manufacturer.

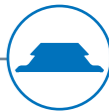


### SowaFlex

- protects the vehicle from the inside against damage
- extremely impact- and scratch-resistant
- tailor-made for the vehicle
- moisture and chemically resistant
- 60% lighter than wood
- 100% recyclable honeycomb material



Wall claddings – Vehicle-specific interior protection



CITROËN

Wall claddings for vehicles with right-sliding door.

Model / model year	Wheelbase in mm	Specification	Roof version	Set	Basic set Article no.	Set	Complete set Rear opening	Article no.
Berlingo 2008	2728	L1	H1	2/4/6	331013239	1-6/9-10/13-16	Swing doors	1000012265
Berlingo 2008	2728	L2	H1	2/4/6	331013239	1-6/9-10/13-16	Swing doors	1000012265
Berlingo 2018	2785	L1	H1	2/4/6	1000013274	2/4/6/10/14/16	Rear door/ Swing door	1000013279
Berlingo 2018	2975	L2	H1	2/4/6	1000013269	2/4/6/10/14/16	Rear door/ Swing door	1000013272
Jumper 2006	3000	L1	H1	1-6	331010560	1-6/9-10/13-16	Swing doors	1000012215
Jumper 2006	3000	L1	H2	1-6	1000000148	—		
Jumper 2006	3450	L2	H1	1-6	331010820	1-6/9-10/13-16	Swing doors	1000012216
Jumper 2006	3450	L2	H2	1-6	331010562	1-6/9-10/13-16	Swing doors	1000012217
Jumper 2006	4035	L3	H2	1-6	331010564	1-6/9-10/13-16	Swing doors	1000012218
Jumper 2006	4035	L3	H3	1-6	331010566	1-6/9-10/13-16	Swing doors	1000012219
Jumper 2006	4035	L4	H2	1-6	331010851	1-6/9-10/13-16	Swing doors	1000012222
Jumper 2006	4035	L4	H3	1-6	331010822	1-6/9-10/13-16	Swing doors	1000012223
Jumpy 2016	2925	XS	H1	1/3/5	1000005159	1-6/9-10/13-16	Rear door/ Swing door	1000012266
Jumpy 2016	2925	XS	H1	2/4/6	1000005160	1-6/9-10/13-16	Rear door/ Swing door	1000012266
Jumpy 2016	3275	M	H1	1/3/5	1000005094	1-6/9-10/13-16	Rear door/ Swing door	1000012221
Jumpy 2016	3275	M	H1	2/4/6	1000005095	1-6/9-10/13-16	Rear door/ Swing door	1000012221
Jumpy 2016	3275	XL	H1	1/3/5	1000005161	1-6/9-10/13-16	Rear door/ Swing door	1000012267
Jumpy 2016	3275	XL	H1	2/4/6	1000005162	1-6/9-10/13-16	Rear door/ Swing door	1000012267

FIAT

Wall claddings for vehicles with right-sliding door.

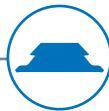
Model / model year	Wheelbase in mm	Specification	Roof version	Set	Basic set Article no.	Set	Complete set Rear opening	Article no.
Dobló 2010	2755	L1	H1	2/4/6	331016984	2/4/6/10/14/16	Swing doors	1000011568
Dobló 2010	3105	L2	H1	2/4/6	331016985	2/4/6/10/14/16	Swing doors	1000011567
Ducato 2006	3000	L1	H1	1-6	331010560	1-6/9-10/13-16	Swing doors	1000012215
Ducato 2006	3000	L1	H2	1-6	1000000148	—		
Ducato 2006	3450	L2	H1	1-6	331010820	1-6/9-10/13-16	Swing doors	1000012216
Ducato 2006	3450	L2	H2	1-6	331010562	1-6/9-10/13-16	Swing doors	1000012217
Ducato 2006	4035	L4	H2	1-6	331010564	1-6/9-10/13-16	Swing doors	1000012218
Ducato 2006	4035	L4	H3	1-6	331010566	1-6/9-10/13-16	Swing doors	1000012219
Ducato 2006	4035	L5	H2	1-6	331010851	1-6/9-10/13-16	Swing doors	1000012222
Ducato 2006	4035	L5	H3	1-6	331010822	1-6/9-10/13-16	Swing doors	1000012223
Talento 2016	3098	L1	H1, H2	1-6	1000003043	1-6/10/14/16	Swing doors	1000005076
Talento 2016	3098	L1	H1, H2	1-6	1000003043	1-6/10/18	Rear door	1000005077
Talento 2016	3498	L2	H1, H2	1-6	1000003249	1-6/10/14/16	Swing doors	1000005075
Talento 2016	3498	L2	H1, H2	1-6	1000003249	1-6/10/18	Rear door	1000005074



You can find an overview of the set components on page 91

SD = swing doors, RW = rear-wheel drive, RD = rear door, WAC = wheel arch cladding, PG = partition grid, DIV = divider, DT = dual tyres

Wall claddings – Vehicle-specific interior protection



FORD

Wall claddings for vehicles with right-sliding door.

Model / model year	Wheelbase in mm	Specification	Roof version	Set	Basic set Article no.	Set	Complete set Rear opening	Article no.
Connect 2014	2662	L1	H1	1-6	1000002604	1-6/9-10/13-16	Swing doors	1000012213
Connect 2014	2662	L1, WAC	H1	2/4/5/6	1000002603	—		
Connect 2014	3062	L2	H1	1-6	1000002638	1-6/9-10/13-16	Swing doors	1000012214
Connect 2014	3062	L2, WAC	H1	2/4/5/6	1000002536	—		
Transit Custom 2012	2933	L1	H1	1/3/5	1000001582	1-6/9-10/13-16	Swing doors	1000010349
Transit Custom 2012	2933	L1	H1	2/4/6	1000001585	1-6/9-10/13-16	Swing doors	1000010349
Transit Custom 2012	3300	L2	H1	1/3/5	1000001790	1-6/9-10/13-16	Swing doors	1000011571
Transit Custom 2012	3300	L2	H1	2/4/6	1000001791	1-6/9-10/13-16	Swing doors	1000011571
Transit 2014	3300	L2	H2	1-6	1000002687	1-6/9-10/14/16	Swing doors	1000011569
Transit 2014	3300	L2	H3	1-6	1000002688	—		
Transit 2014	3750	L3	H2	1-6	1000002654	1-6/9-10/14/16	Swing doors	1000011570
Transit 2014	3750	L3	H3	1-6	1000002707	—		
Transit 2014	3750	L4, RW	H3	1-6	1000003133	—		

HYUNDAI

Wall claddings for vehicles with right-sliding door.

Model / model year	Wheelbase in mm	Specification	Roof version	Set	Basic set Article no.	Set	Complete set Rear opening	Article no.
H350 2015	3435	L2	H2	1-6	1000004673	1-6/9-10/13-16	Swing doors	1000005373
H350 2015	3670	L3	H2	1-6	1000004684	1-6/9-10/13-16	Swing doors	1000005374



You can find an overview of the set components on page 91

IVECO

Wall claddings for vehicles with right-sliding door.

Model / model year	Wheelbase in mm	Specification	Roof version	Set	Basic set Article no.	Set	Complete set Rear opening	Article no.
Daily 2014	3000	L1	H1	1-6	1000003401	—		
Daily 2014	3520	L2	H1	1-6	1000003402	—		
Daily 2014	3520	L2	H2	1-6	1000003403	—		
Daily 2014	3520	L3	H2	1-6	1000003334	—		
Daily 2014	3520	L3	H3	1-6	1000004104	—		
Daily 2014	4100	L4	H2	1-6	1000003293	—		
Daily 2014	4100	L4	H3	1-6	1000003416	—		
Daily 2014	4100	L5	H2	1-6	1000004036	—		
Daily 2014	4100	L5	H3	1-6	1000004039	—		

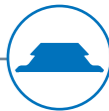
MAN

Wall claddings for vehicles with right-sliding door.

Model / model year	Wheelbase in mm	Specification	Roof version	Set	Basic set Article no.	Set	Complete set Rear opening	Article no.
TGE 2016	3640	Standard	H1	1-6	1000010237	—		
TGE 2016	3640	Standard, RW	H1	1-6	1000010240	—		
TGE 2016	3640	Standard	H2	1-6	1000005281	1-6/9-10/13-16	Swing doors	1000010379
TGE 2016	3640	Standard, RW	H2	1-6	1000010243	—		
TGE 2016	4490	Long	H2	1-6	1000005282	1-6/9-10/13-16	Swing doors	1000010380
TGE 2016	4490	Long, RW	H2	1-6	1000010248	—		
TGE 2016	4490	Extra long	H2	1-6	1000005283	—		
TGE 2016	4490	Extra long, RW	H2	1-6	1000011493	—		

SD = swing doors, RW = rear-wheel drive, RD = rear door, WAC = wheel arch cladding, PG = partition grid, DIV = divider, DT = dual tyres

## Wall claddings – Vehicle-specific interior protection



### MERCEDES BENZ

Wall claddings for vehicles with right-sliding door.

Model / model year	Wheelbase in mm	Specification	Roof version	Set	Basic set Article no.	Set	Complete set Rear opening	Article no.
Citan 2012	2697	Long	H1	1/3/5	1000001775	1-6/9-10/13-16	Swing doors	1000011199
Citan 2012	2697	Long	H1	2/4/6	331013210	1-6/9-10/13-16	Swing doors	1000011199
Citan 2012	3081	Extra long	H1	1/3/5	1000001778	1-6/9-10/13-16	Swing doors	1000011196
Citan 2012	3081	Extra long	H1	2/4/6	331017383	1-6/9-10/13-16	Swing doors	1000011196
Sprinter 2006	3250	Compact, RW	H1, H2	1-6	331009617	1-6/9-10/13-16	Swing doors	1000005079
Sprinter 2006	3665	Standard, RW	H1, H2, H3	1-6	331009619	1-6/9-10/13-16	Swing doors	1000004931
Sprinter 2006	4325	Long, RW	H2, H3	1-6	331009659	1-6/9-10/13-16	Swing doors	1000005078
Sprinter 2006	4325	Extra long, RW	H2, H3	1-6	331009661	—		
Sprinter 2018	3259	Compact	H1, H2	1-6	1000011505	1-6/9-10/13-16	Swing doors	1000011526
Sprinter 2018	3665	Standard, RW	H1, H2	1-6	331009619	1-6/9-10/13-16	Swing doors	1000012474
Sprinter 2018	3924	Standard	H1, H2	1-6	1000011347	1-6/9-10/13-16	Swing doors	1000011277
Sprinter 2018	4325	Long, RW	H2, H3	1-6	331009659	1-6/9-10/13-16	Swing doors	1000012475
Sprinter 2018	4325	Extra long, RW	H2, H3	1-6	331009661	—		
Vito 2014	3200	Compact	H1	1-6	1000003161	1-6/9-10/13-16	Swing doors	1000011559
Vito 2014	3200	Long	H1	1-6	1000003162	1-6/9-10/13-16	Swing doors	1000004933
Vito 2014	3430	Extra long	H1	1-6	1000003163	1-6/9-10/13-16	Swing doors	1000011561

### NISSAN

Wall claddings for vehicles with right-sliding door.

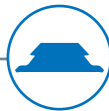
Model / model year	Wheelbase in mm	Specification	Roof version	Set	Basic set Article no.	Set	Complete set Rear opening	Article no.
NV300 2016	3098	L1	H1, H2	1-6	1000003043	1-6/10/14/16	Swing doors	1000005076
NV300 2016	3098	L1	H1, H2	1-6	1000003043	1-6/10/18	Rear door	1000005077
NV300 2016	3498	L2	H1, H2	1-6	1000003249	1-6/10/14/16	Swing doors	1000005075
NV300 2016	3498	L2	H1, H2	1-6	1000003249	1-6/10/18	Rear door	1000005074
NV400 2012	3182	L1	H1	1-6	1000001044	1-6/9-10/13-16	Swing doors	1000005088
NV400 2012	3182	L1	H2	L1	1000001045	—		
NV400 2012	3682	L2	H2, H3	1-6	331017076	1-6/9-10/13-16	Swing doors	1000005081
NV400 2012	3682	L3, RW	H2, H3	1-6	331017083	—		
NV400 2012	4332	L3	H2, H3	1-6	331017782	1-6/9-10/13-16	Swing doors	1000005080
NV400 2012	4332	L4, RW	H2, H3	1-6	331017078	—		



You can find an overview of the set components on page 91

SD = swing doors, RW = rear-wheel drive, RD = rear door, WAC = wheel arch cladding, PG = partition grid, DIV = divider, DT = dual tyres

Wall claddings – Vehicle-specific interior protection



VAUXHALL

Wall claddings for vehicles with right-sliding door.

Model / model year	Wheelbase in mm	Specification	Roof version	Set	Basic set Article no.	Set	Rear opening	Complete set Article no.
Combo 2012	2755	L1	H1	2/4/6	331016984	2/4/6/10/14/16	Rear door/ Swing door	1000011568
Combo 2012	3105	L2	H1	2/4/6	331016985	2/4/6/10/14/16	Rear door/ Swing door	1000011567
Combo 2018	2785	L1	H1	2/4/6	1000013274	2/4/6/10/14/16	Rear door/ Swing door	1000013279
Combo 2018	2975	L2	H1	2/4/6	1000013269	2/4/6/10/14/16	Rear door/ Swing door	1000013272
Movano 2010	3182	L1	H1	1-6	1000001044	1-6/9-10/13-16	Swing doors	1000005088
Movano 2010	3182	L1	H2	1-6	1000001045	—		
Movano 2010	3682	L2	H2	1-6	331017076	1-6/9-10/13-16	Swing doors	1000005081
Movano 2010	4332	L3	H2, H3	1-6	331017782	1-6/9-10/13-16	Swing doors	1000005080
Movano 2010	3682	L3, RW	H2, H3	1-6	331017083	—		
Movano 2010	4332	L4, RW	H2, H3	1-6	331017078	—		
Vivaro 2014	3098	L1	H1, H2	1-6	1000003043	1-6/10/14/16	Swing doors	1000005076
Vivaro 2014	3098	L1	H1, H2	1-6	1000003043	1-6/10/18	Rear door	1000005077
Vivaro 2014	3498	L2	H1, H2	1-6	1000003249	1-6/10/14/16	Swing doors	1000005075
Vivaro 2014	3498	L2	H1, H2	1-6	1000003249	1-6/10/18	Rear door	1000005074
Vivaro 2019	2925	S	H1	1/3/5	1000005159	1-6/9-10/13-16	Rear door/ Swing door	1000012221
Vivaro 2019	2925	S	H1	2/4/6	1000005160			
Vivaro 2019	3275	M	H1	1/3/5	1000005094	1-6/9-10/13-16	Rear door/ Swing door	1000012266
Vivaro 2019	3275	M	H1	2/4/6	1000005095			
Vivaro 2019	3275	L	H1	1/3/5	1000005161	1-6/9-10/13-16	Rear door/ Swing door	1000012267
Vivaro 2019	3275	L	H1	2/4/6	1000005162			

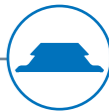
PEUGEOT

Wall claddings for vehicles with right-sliding door.

Model / model year	Wheelbase in mm	Specification	Roof version	Set	Basic set Article no.	Set	Rear opening	Complete set Article no.
Boxer 2006	3000	L1	H1	1-6	331010560	1-6/9-10/13-16	Swing doors	1000012215
Boxer 2006	3000	L1	H2	1-6	1000000148	—		
Boxer 2006	3450	L2	H1	1-6	331010820	1-6/9-10/13-16	Swing doors	1000012216
Boxer 2006	3450	L2	H2	1-6	331010562	1-6/9-10/13-16	Swing doors	1000012217
Boxer 2006	4035	L3	H2	1-6	331010564	1-6/9-10/13-16	Swing doors	1000012218
Boxer 2006	4035	L3	H3	1-6	331010566	1-6/9-10/13-16	Swing doors	1000012219
Boxer 2006	4035	L4	H2	1-6	331010851	1-6/9-10/13-16	Swing doors	1000012222
Boxer 2006	4035	L4	H3	1-6	331010822	1-6/9-10/13-16	Swing doors	1000012223
Expert 2016	2925	L1	H1	1/3/5	1000005159	1-6/9-10/13-16	Rear door/ Swing door	1000012221
Expert 2016	2925	L1	H1	2/4/6	1000005160	1-6/9-10/13-16	Rear door/ Swing door	1000012221
Expert 2016	3275	L2	H1	1/3/5	1000005094	1-6/9-10/13-16	Rear door/ Swing door	1000012266
Expert 2016	3275	L2	H1	2/4/6	1000005095	1-6/9-10/13-16	Rear door/ Swing door	1000012266
Expert 2016	3275	L3	H1	1/3/5	1000005161	1-6/9-10/13-16	Rear door/ Swing door	1000012267
Expert 2016	3275	L3	H1	2/4/6	1000005162	1-6/9-10/13-16	Rear door/ Swing door	1000012267
Partner 2008	2728	L1	H1	2/4/6	331013239	1-6/9-10/13-16	Swing doors	1000012265
Partner 2008	2728	L2	H1	2/4/6	331013239	1-6/9-10/13-16	Swing doors	1000012265
Partner 2018	2785	L1	H1	2/4/6	1000013274	2/4/6/10/14/16	Rear door/ Swing door	1000013279
Partner 2018	2975	L2	H1	2/4/6	1000013269	2/4/6/10/14/16	Rear door/ Swing door	1000013272

SD = swing doors, RW = rear-wheel drive, RD = rear door, WAC = wheel arch cladding, PG = partition grid, DIV = divider, DT = dual tyres

Wall claddings – Vehicle-specific interior protection



RENAULT

Wall claddings for vehicles with right-sliding door.

Model / model year	Wheelbase in mm	Specification	Roof version	Set	Basic set Article no.	Set	Rear opening	Complete set Article no.
Kangoo 2013	2697	L1	H1	1/3/5	1000001775	1-6/9-10/13-16	Swing doors	1000011199
Kangoo 2013	2697	L1	H1	2/4/6	331013210	1-6/9-10/13-16	Swing doors	1000011199
Kangoo 2013	3081	L2	H1	1/3/5	1000001778	1-6/9-10/13-16	Swing doors	1000011196
Kangoo 2013	3081	L2	H1	2/4/6	331017383	1-6/9-10/13-16	Swing doors	1000011196
Master 2010	3182	L1	H1	1-6	1000001044	1-6/9-10/13-16	Swing doors	1000005088
Master 2010	3182	L1	H2	1-6	1000001045	—		
Master 2010	3682	L2	H2, H3	1-6	331017076	1-6/9-10/13-16	Swing doors	1000005081
Master 2010	3682	L3, RW	H2, H3	1-6	331017083	—		
Master 2010	4332	L3	H2, H3	1-6	331017782	1-6/9-10/13-16	Swing doors	1000005080
Master 2010	4332	L4, RW	H2, H3	1-6	331017078	—		
Traffic 2014	3098	L1	H1, H2	1-6	1000003043	1-6/10/14/16	Swing doors	1000005076
Traffic 2014	3098	L1	H1, H2	1-6	1000003043	1-6/10/18	Rear door	1000005077
Traffic 2014	3498	L2	H1, H2	1-6	1000003249	1-6/10/14/16	Swing doors	1000005075
Traffic 2014	3498	L2	H1, H2	1-6	1000003249	1-6/10/18	Rear door	1000005074

TOYOTA

Wall claddings for vehicles with right-sliding door.

Model / model year	Wheelbase in mm	Specification	Roof version	Set	Basic set Article no.	Set	Rear opening	Complete set Article no.
ProAce 2016	2925	Compact	H1	1/3/5	1000005159	1-6/9-10/13-16	Rear door/ Swing door	1000012221
ProAce 2016	2925	Compact	H1	2/4/6	1000005160	1-6/9-10/13-16	Rear door/ Swing door	1000012221
ProAce 2016	3275	Medium	H1	1/3/5	1000005094	1-6/9-10/13-16	Rear door/ Swing door	1000012266
ProAce 2016	3275	Medium	H1	2/4/6	1000005095	1-6/9-10/13-16	Rear door/ Swing door	1000012266
ProAce 2016	3275	Long	H1	1/3/5	1000005161	1-6/9-10/13-16	Rear door/ Swing door	1000012267
ProAce 2016	3275	Long	H1	2/4/6	1000005162	1-6/9-10/13-16	Rear door/ Swing door	1000012267

VOLKSWAGEN

Wall claddings for vehicles with right-sliding door.

Model / model year	Wheelbase in mm	Specification	Roof version	Set	Basic set Article no.	Set	Rear opening	Complete set Article no.
Caddy 2015	2682	Normal	H1	1-6	331001437	1-6/9-10/13-16	Swing doors	1000005073
Caddy 2015	3006	Maxi	H1	1-6	331012932	1-6/9-10/13-16	Swing doors	1000005071
Caddy 2020	2755	Normal	H1	1-6	1000016240	1-6/9-10/13-16	Swing doors	1000016243
Crafter 2016	3640	Mid-length	H1	1-6	1000010237	—		
Crafter 2016	3640	Mid-length, RW	H1	1-6	1000010240	—		
Crafter 2016	3640	Mid-length, RW	H2	1-6	1000010243	—		
Crafter 2016	3640	Mid-length	H2	1-6	1000005281	1-6/9-10/13-16	Swing doors	1000010379
Crafter 2016	4490	Long	H2	1-6	1000005282	1-6/9-10/13-16	Swing doors	1000010380
Crafter 2016	4490	Long, RW	H2	1-6	1000010248	—		
Crafter 2016	4490	Long Plus	H2	1-6	1000005283	—		
Crafter 2016	4490	Long Plus, RW	H2	1-6	1000011493	—		
T6 2015	3000	Short	H1	1-6	33341303	1-6/9-10/13-16	Swing doors	1000004932
T6 2015	3400	Long	H1	1-6	331001287	1-6/9-10/13-16	Swing doors	1000005068



You can find an overview of the set components on page 91

SD = swing doors, RW = rear-wheel drive, RD = rear door, WAC = wheel arch cladding, PG = partition grid, DIV = divider, DT = dual tyres



Load securing – by no means a trivial matter, but rather a deciding factor for goods transport when it comes to personal and road safety. This topic primarily concerns vehicle drivers, but vehicle owners and the vehicle loaders also have a responsibility in this area as well. With ProSafe, we provide a load-securing system that offers the highest level of safety, along with numerous solutions for meeting legal requirements. From floor panels to van racking all the way to roof racks, ProSafe can be integrated universally into all Sortimo products. In addition, the system is also completely compatible with the original lashing points of the vehicle manufacturer. Therefore, load securing can be managed simply and conveniently, which saves both time and money.

ProSafe in the  
traverse frame

ProSafe in the  
floor lashing rail

Compatibility of ProSafe with  
the original lashing points  
of vehicle manufacturers

ProSafe in floor  
lashing points

## Load securing as standard ProSafe



Lashing rails

from Page 104



Restraint poles

from Page 106



Accessories

from Page 108



Lashing belts and load  
securing nets

from Page 110

ProSafe as standard – Load securing



Lashing rails

Sortimo lashing rails can be secured to the side panel, divider or to the van racking in conjunction with the SR5 side profile accessories adapter. Loads can be secured flexibly in the entire vehicle in conjunction with the SoboPro load securing floors and Sortimo lashing belts.



SR5 lashing rail incl. adapter

The ProSafe lashing rail incl. accessories adapter for the side profile of the SR5 van racking system is the perfect interface to the ProSafe lashing system in the vehicle interior. The adapter can be positioned at any height on the side profile quickly and easily, and then secured via screws.



Designation	Dimensions (WxDxH) / weight	Product description	Article no.
Lashing rail ProSafe 03-3 SR5	Dimensions: 241 x 47 x 28 mm Weight: 0.2 kg	Width is approx. 253 mm.	1000012755
Lashing rail ProSafe 04 SR5	Dimensions: 345 x 47 x 28 mm Weight: 0.34 kg	Width is approx. 357 mm.	1000012209
Lashing rail ProSafe 05-3 SR5	Dimensions: 449 x 47 x 28 mm Weight: 0.4 kg	Width is approx. 461 mm.	1000012756

Side wall/divider lashing rail

The lashing rail can be secured to the side panel or to the divider n in the interior of the vehicle. This provides the perfect interface to the rest of the ProSafe lashing system. Mounting material is included in the scope of delivery.



Designation	Dimensions (WxDxH) / weight	Product description	Article no.
ProSafe lashing rail 40-3	Dimensions: 968 x 47 x 25.5 mm Weight: 0.8 kg	Width is approx. 968 mm.	1000013990
ProSafe lashing rail 50-3	Dimensions: 1,210 x 47 x 25.5 mm Weight: 1.0 kg	Width is approx. 1,210 mm.	1000013991
ProSafe lashing rail 60-3	Dimensions: 1,452 x 47 x 25.5 mm Weight: 1.2 kg	Width is approx. 1,452 mm.	1000013992

ProSafe lashing rail 120-3	Dimensions: 2,904 x 47 x 25.5 mm Weight: 1.4 kg	Width is approx. 2,904 mm.	1000013993
----------------------------	--	----------------------------	------------

ProSafe as standard – Load securing



Restraint poles

The universally compatible restraint poles can be used both horizontally and vertically for securing loads depending on the position of the attachment points. They offer an optimum hold, thanks to their square cross-section. With the aid of traverse frames, restraint poles can be used horizontally between two SR5 shelves.



ProSafe aluminium restraint poles

The ProSafe aluminium restraint pole is available in different lengths and can be cut to size thanks to its practical aluminium profile. In conjunction with the SoboPro load securing floor restraint pole, in which the suitable floor lashing points for restraint poles are already integrated, this creates optimal cargo securing during transport.

Designation	Dimensions (WxDxH) / weight	Product description	Article no.
ProSafe aluminium restraint pole 1715 mm	Dimensions: 1,750 x 50 x 45 mm Weight: 3.19 kg	Ready cut to length and pre-assembled restraint pole. Suitable for Renault Master/Vauxhall Movano/Nissan NV400 2010 (medium high roof/H2/rear-wheel drive)	1000012680
ProSafe aluminium restraint pole 1860 mm	Dimensions: 1,974 x 50 x 45 mm Weight: 3.46 kg	Ready cut to length and pre-assembled restraint pole. Suitable for MB Sprinter/VW Crafter 2006 (high roof/H2/rear-wheel drive/all-wheel drive), MB Sprinter 2018 (high roof/H2/rear-wheel drive/all-wheel drive), Fiat Ducato/ Citroën Jumper/Peugeot Boxer 2006 (high roof/H2), VW Crafter/MAN TGE 16 (high roof/front-wheel drive) Hyundai H350 (high roof/H2)	1000012681
ProSafe aluminium restraint pole 2000 mm	Dimensions: 2,130 x 50 x 45 mm Weight: 3.56 kg	Aluminium profile for custom length adjustment and installation.	1000012682
ProSafe aluminium restraint pole 3000 mm	Dimensions: 3,114 x 50 x 45 mm Weight: 5.22 kg	Aluminium profile for custom length adjustment and installation.	1000012685


ProSafe restraint pole fixing rail

Fixing rail for attaching restraint poles in the roof area in combination with the ProSafe floor lashing point. The rail is available in two lengths and the fastening set is also included in the scope of delivery.



Designation	Dimensions (WxDxH) / weight	Product description	Article no.
Restraint pole fixing rail PS 980 SR5	Dimensions: 1459 x 39 x 13.8 mm Weight: 0.42 kg	Rail length is 980 mm.	1000014082
Restraint pole fixing rail PS 1460 SR5	Dimensions: 960 x 39 x 13.8 mm Weight: 0.3 kg	Rail length is 1460 mm.	1000014083

ProSafe individual lashing point restraint pole

Product description		Article no.
 <p><b>ProSafe individual lashing point restraint pole</b> <b>Dimensions (WxDxH):</b> 83 x 20 x 5 mm <b>Weight:</b> 0.07 kg</p> <p>The ProSafe single lashing point is screwed into the longitudinal groove of the restraint pole and, depending on the type of load, can be moved and mounted individually. There are additional lashing options in the loading space to secure the load quickly, flexibly and professionally. Max. load: 200 daN</p>		1000001736

ProSafe restraint pole holder

You can stow your restraint poles in a space-saving way in the loading space using the restraint pole holder when you no longer require them for securing loads. The holders can be fastened individually in the vehicle or to the ProSafe lashing rail using a screw fitting (part no. 6000003618). Mounting material is included in the scope of delivery.



Designation	Dimensions (WxDxH) / weight	Product description	Article no.
ProSafe restraint pole holder PU 2	Dimensions: 120 x 113.5 x 48 mm Weight: 0.5 kg	Restraint pole holder set for two restraint poles.	1000015353




ProSafe as standard – Load securing



Load securing accessories

Sortimo offers the perfect solution for the respective application with its comprehensive range of accessories – suitable for the entire ProSafe load securing portfolio. Expand or optimise your existing load securing concept customised to your requirements and wishes.

Product description		Article no.
		<b>ProSafe CargoStopp</b> <b>Dimensions (WxDxH):</b> 108 x 40 x 63 mm <b>Weight:</b> 0.20 kg Load securing element for inserting in the ProSafe floor lashing points Provides a stop for form-closed load securing Lashing point is retained thanks to integrated lashing eyes
		<b>Lashing tray</b> <b>Dimensions (WxDxH):</b> 110 x 110 x 13 mm <b>Weight:</b> 0.23 kg For recessed installation in the installation and load securing floors Fastening on the vehicle chassis Loads up to 350 daN Retractable lashing eye
		<b>Lashing eye set PU 2</b> <b>Dimensions (WxDxH):</b> 100 x 90 x 25 mm <b>Weight:</b> 0.13 kg Set comprising two lashing eyes and fastening material For mounting on the installation and load securing floors Provides additional lashing options Permissible lashing load 400 daN
		<b>Single lashing eye</b> <b>801009977</b>
		<b>ProSafe single lashing point SR5</b> <b>Dimensions (LxWxH):</b> 75.7 x 38 x 22.7 mm <b>Weight:</b> 0.14 kg Offers maximum flexibility in load securing thanks to custom positioning on the SR5 side and intermediate profile
		<b>ProSafe floor lashing point</b> <b>Dimensions (WxDxH):</b> 108 x 40 x 63 mm <b>Weight:</b> 0.20 kg ProSafe floor lashing point integrated in the load securing floor, can be combined with all ProSafe lashing belts and nets. For the attachment of ProSafe restraint poles

Product description		Article no.
	<b>Hooked tie plate 50 x 40 mm</b> <b>Dimensions (WxDxH):</b> 50 x 40 x 20 mm <b>Weight:</b> 0.5 kg Packaging unit: 10 pieces	6000001550
	<b>ProSafe screw fitting M6x20</b> <b>Dimensions (WxDxH):</b> 34 x 6 x 39 mm <b>Weight:</b> 0.03 kg Can be used in all ProSafe rails For the attachment of applications to the M6 threaded pin Max. load is 200 daN	6000003618
	<b>Fixing rail</b> <b>Dimensions (WxDxH):</b> 290 x 16 x 8 mm <b>Weight:</b> 0.3 kg Plastic fixing rail Mounting on the installation and load securing floors prevents the load from slipping in the vehicle	80714206

Anti-rattle mats

When securing cargo for transport, it makes sense to use slip resistant materials. Due to its properties, the anti-rattle mat provides an additional option for load securing in the vehicle and also protects the vehicle floor.

Designation	Dimensions (WxDxH) / weight	Product description	Article no.
<b>Universal anti-rattle mat 800 x 1200 x 4.5</b>	Dimensions: 1,200 x 800 x 4.5 mm Weight: 2.02 kg	Suitable for securing pallets or other cargo Easy to clean due to closed surface Resistant to petrol and diesel 24 Friction coefficient in pulling direction $\mu \leq 0.8$	6000003365
<b>Pallets anti-rattle mat 200 x 100 x 2,4 PU 4</b>	Dimensions: 200 x 100 x 8 mm Weight: 0.12 kg	As underlay at the corners, e.g. for Euro wooden pallets Packaging unit: 4 pieces Resistant to petrol and diesel 24 Friction coefficient in pulling direction $\mu \leq 0.6$	801014002

ProSafe as standard – Load securing



Load securing belts

The ProSafe lashing system enables the flexible lashing of cargo due to the numerous potential connection points on the Sortimo vehicle floor, the van racking as well as the lashing rail for side panels and the ProPartition. Using the ProSafe lashing belt, you can secure cargo of all kinds in the vehicle quickly and easily.

ProSafe lashing belt with clamping lock

Load: max. 225 daN    Belt width: 25 mm    Turnbuckle: clamping lock    End fitting: ProSafe hook



Designation	Weight	Product description	Article no.
ProSafe lashing belt clamping lock 1.4 m	Weight: 0.17 kg	Belt length: approx. 1400 mm	1000000224
ProSafe lashing belt clamping lock 3 m	Weight: 0.29 kg	Belt length: approx. 3000 mm	1000000222
ProSafe lashing belt clamping lock 6 m	Weight: 0.44 kg	Belt length: approx. 6000 mm	1000000223



ProSafe lashing belt with ratchet

Load: max. 400 daN    Belt width: 25 mm    Turnbuckle: ratchet    End fitting: ProSafe hook



Designation	Weight	Product description	Article no.
ProSafe lashing belt 0.77 m	Weight: 0.52 kg	Belt length: approx. 770 mm (suitable for securing gas cylinders to the ProSafe lashing rail)	1000000228
ProSafe lashing belt 0.93 m	Weight: 0.53 kg	Belt length: approx. 930 mm (suitable for securing gas cylinders to the ProSafe lashing rail)	1000000227
ProSafe lashing belt 1.5 m	Weight: 0.45 kg	Belt length: approx. 1500 mm	1000012322
ProSafe lashing belt 3.5 m	Weight: 0.63 kg	Belt length: approx. 3500 mm	1000000225
ProSafe lashing belt 6 m	Weight: 0.79 kg	Belt length: approx. 6000 mm	1000000226

Load securing belt accessories

Product description		Article no.
	<b>Flex edge protection for lashing belts PU 4</b> <b>Dimensions (WxDxH):</b> 180 x 75 x 7 mm <b>Weight:</b> 0.24 kg The flexible plastic edge protection profile protects the load and prevents the lashing belts from slipping. Packaging unit: 4 pieces	1000001870
	<b>Lashing belt pocket</b> <b>Dimensions (WxDxH):</b> 330 x 255 x 12 mm <b>Weight:</b> 0.27 kg For tidy and protected storage of lashing belts. The lashing belt pocket can be secured to the aluminium side wall or to the divider.	6000002454

i-BOXX 72 G load securing

The i-BOXXes 72 G include the basic equipment for load securing in a car and/or van, making all common load securing measures possible. The load securing elements are always clearly arranged in the i-BOXX 72 G and the i-BOXX G wall holder ensures that they are always readily to hand whilst on the go.

Product description		Article no.
	<b>i-BOXX 72 G load securing for cars</b> <b>Dimensions (WxDxH):</b> 367 x 316 x 72 mm <b>Weight:</b> 2.12 kg Basic equipment for load securing in the car (2x lashing belts with clamping lock 3.5 m, 1x load securing net 1000x1200 mm, 1x anti-rattle mat 750x500 mm, 1x load securing flyer).	1000011186
	<b>i-BOXX 72 G load securing for vans</b> <b>Dimensions (WxDxH):</b> 367 x 316 x 72 mm <b>Weight:</b> 3.56 kg Basic equipment for load securing in the van (2x ProSafe lashing belt with ratchet 3.5 m, 2x ProSafe lashing belt with clamping lock 3 m, 4x anti-rattle mats 200x100x8 mm, 4x Flex edge protection for lashing belts, 1x load securing flyer).	1000011185



Useful fixing accessories for i-BOXXes G on Page 220

ProSafe as standard – Load securing



Lashing belt with ratchet without end fitting

Load: max. 400 daN    Belt width: 25 mm    Turnbuckle: ratchet    End fitting: none



Designation	Weight	Product description	Article no.
Lashing belt ratchet 1.0 m, 400 daN	Weight: 0.45 kg	Belt length: approx. 1,000 mm	6000012841
Lashing belt ratchet 3.0 m, 400 daN	Weight: 0.51 kg	Belt length: approx. 3,000 mm	6000012842
Lashing belt ratchet 6.0 m, 400 daN	Weight: 0.63 kg	Belt length: approx. 6,000 mm	6000012843



ProSafe elastic cord

The ProSafe elastic cord is ideally suited for the rapid fixing of large bulky loads in the vehicle.



Designation	Dimensions (WxDxH) / weight	Product description	Article no.
ProSafe elastic cord, complete	Weight: 0.13 kg	Length: 1000 mm incl. 2 hooks	1000002455
ProSafe elastic cord, single hook	Dimensions: 66 x 28 x 19 mm Weight: 0.01 kg	Replacement hook for the ProSafe elastic cord.	1000002480

Lashing belt with clamping lock

Load: max. 225 daN    Belt width: 25 mm    Turnbuckle: clamping lock    End fitting: none



Designation	Weight	Product description	Article no.
Lashing belt with clamping lock 0.25 m	Weight: 0.07 kg	Belt length: approx. 250 mm	801015938
Lashing belt with clamping lock 1.2 m	Weight: 0.14 kg	Belt length: approx. 1200 mm	1000003942
Lashing belt with clamping lock 3.5 m	Weight: 0.16 kg	Belt length: approx. 3500 mm	80714114

Lashing belt ratchet and carabiner

Load: max. 500 daN    Belt width: 25 mm    Turnbuckle: ratchet    End fitting: carabiner



Designation	Weight	Product description	Article no.
Lashing belt ratchet and carabiner 3.5 m	Weight: 0.84 kg	Belt length: approx. 3500 mm	80714091
Lashing belt ratchet and carabiner 6 m	Weight: 0.94 kg	Belt length: approx. 6000 mm	801016217

Lashing belt clamping lock and lashing hooks

Load: max. 225 daN    Belt width: 25 mm    Turnbuckle: clamping lock    End fitting: lashing hook



Designation	Weight	Product description	Article no.
Lashing belt ratchet and lashing hook 2 m	Weight: 0.24 kg	Belt length: approx. 2000 mm	801006371

# ProSafe as standard – Load securing



## Load securing nets

ProSafe load securing nets can be used at all available ProSafe lashing points as well as at the original lashing points of light commercial vehicles, and then easily stowed away in Sortimo BOXXes after use. Nets are available in several different sizes to ensure that even bulky or round objects are perfectly secure. The quality and functionality of all ProSafe load securing nets have been tested and certified by Dekra in compliance with the regulation VDI 2700 part 3.3.



## ProSafe load securing nets with ratchet

Loading capacity: max. 400 daN   Turnbuckle: 4x ratchet, 2x clamping lock   Mesh size: approx. 120 x 120 mm   Belt width: 25 mm   End fitting: ProSafe hook

Designation	Weight	Product description	Article no.
ProSafe load securing net 1400 x 1025 mm	Weight: 3.2 kg	Dimensions: 1400 x 1025 mm	1000001305
ProSafe load securing net 1775 x 1150 mm	Weight: 4.4 kg	Dimensions: 1775 x 1150 mm	1000001306
ProSafe load securing net 2275 x 1650 mm	Weight: 7.0 kg	Dimensions: 2275 x 1650 mm	1000001307



## ProSafe load securing nets with clamping lock

Loading capacity: max. 200 daN   Turnbuckle: 4x clamping lock   Mesh size: approx. 120 x 120 mm   Belt width: 25 mm   End fitting: ProSafe hook

Designation	Weight	Product description	Article no.
ProSafe load securing net 775 x 900 mm	Weight: 0.61 kg	Dimensions: 775 x 900 mm	1000004934
ProSafe load securing net 775 x 1025 mm	Weight: 0.7 kg	Dimensions: 775 x 1025 mm	1000004935
ProSafe load securing net 1025 x 1275 mm	Weight: 0.91 kg	Dimensions: 1025 x 1275 mm	1000004936

## Cargo net

The load securing net specially designed for cars is available in two sizes.



Designation	Weight	Product description	Article no.
Cargo net 800 x 1000 mm	Weight: 0.55 kg	Dimensions: 800 x 1000 mm	6000001114
Load securing net 1000 x 1200 mm	Weight: 0.68 kg	Dimensions: 1000 x 1200 mm	6000001113





Useful additions to Sortimo van racking

# Accessories



**VEHICLE ACCESSORIES**  
The mobile workshop

from page 118



**SOWAAPP**  
always ready to hand

from page 134



**ELECTRICAL ACCESSORIES**  
everything in the right light

from page 138



**SAFETY AND FIRST AID**  
for any eventuality

from page 148



## Vehicle accessories – The mobile workshop





### Workbenches


Turn your vehicle into a mobile workshop – with a workbench from Sortimo. The Sortimo workbenches can quickly and easily be adapted to the SR5 van racking or can be bolted to the floor of the vehicle. A sensible add-on to the workbench is a swivel vice plate with parallel vice which allows simple assembly work to be carried out directly at the vehicle. The mobile workshop simplifies day-to-day working and saves time while making a professional impression on the customer.



Product description	Article no.
 <b>Hinged workbench SR5</b> <b>Dimensions (WxDxH):</b> 810 x 260 x 210 mm <b>Weight:</b> 9.0 kg The working height of the workbench varies according to the loading edge of the vehicle. Distance from loading level to worktop at least 515 mm. Worktop dimensions 195 x 583 x 30 mm Fold-out workbench. (Installation on the SR5 van racking)	1000012542

	<b>Folding vice SR5</b> <b>Dimensions (WxDxH):</b> 180 x 115 x 720 mm <b>Weight:</b> 14 kg Compact vice for working on parts directly on the vehicle. Clamping range 200 mm, jaw width 180 mm, clamping height 40 mm Can be installed on either side of the vehicle Suitable for SR5 van racking system	1000015228
---	---	------------

Product description	Article no.
 <b>Heavy-duty workbench, hinged (short foot)</b> <b>Dimensions (WxDxH):</b> 1,180 x 325 x 320 mm <b>Weight:</b> 22.1 kg The working height of the workbench varies between 760 mm and 940 mm depending on the loading edge of the vehicle. Distance from ground to the loading edge 643 - 823 mm. (Console height 117 mm) Worktop dimensions 280 x 1,000 x 35 mm. Suitable for vehicles with a high loading edge. (Mounted to vehicle floor)	1000000527

 <b>Heavy-duty workbench, hinged</b> <b>Dimensions (WxDxH):</b> 1,200 x 340 x 320 mm <b>Weight:</b> 25.0 kg The working height of the workbench varies between 760 mm and 940 mm depending on the loading edge of the vehicle. Distance from ground to the loading edge 490 - 670 mm. (Console height 270 mm) Worktop dimensions 280 x 1,000 x 35 mm. Suitable for vehicles with a low loading edge. (Mounted to vehicle floor)	1000000528
--	------------

### Parallel vice

The parallel vice is available in various different sizes and is a practical aid for a wide variety of work. All parallel vices have an integrated anvil, trapezoidal thread, forged-on pipe jaws and thus guarantee the highest precision.



Product description	Article no.
<b>Parallel vice 100</b> Jaw width is 100 mm, opening width is 125 mm.	6000002446

<b>Parallel vice 120</b> Jaw width is 120 mm, opening width is 150 mm.	801008322
---	-----------

### Swivel vice plate

The swivel vice plate serves as a link between the workbench and the parallel vice and is thus the optimum complement for your mobile workshop. The swivel vice plate can be moved through 360° in a circle and thus permits more flexible working with the parallel vice in the vehicle.



Product description	Article no.
<b>Swivel vice plate 100</b> Suitable for parallel vice 100.	6000002447


<b>Swivel vice plate 120</b> Suitable for parallel vice 120.	801008324
---	-----------

## Organisation at the wheel – the mobile office



# The AutoAssistant

Efficient and safe working from a car or van is possible with the new AutoAssistant and its state-of-the-art design. A number of useful features make mobile working simple and also make private trips more comfortable.



### Storage space and protection:

The **main compartment** closes with a lid, can be divided into three sections using dividers and offers flexible storage space and tidiness for documents, sunglasses, hi-vis vests and everything else that you might need quickly at hand in the car. At the same time it protects the materials from flying around when braking or cornering.



### Organisation and access:

The open **storage pocket** can also hold water bottles up to 1.5 litres close to hand while you're driving. Folders, documents, job records and office supplies can also be stored within easy reach.




### Integrated writing surface:

The **lid** of the AutoAssistant serves as a practical writing surface for documents up to A4 size.



**Clipboard:** Notes and job sheets can be held in place via the **clipboard feature** and in this way are prevented from sliding off.



**Easy to install, safe and gentle on the seat cover:** The AutoAssistant is held in place by the **three-point seat belt**. This means it can be **flexibly secured to any seat** in the vehicle.

At the same time the rounded edges protect the seat cover. If required, the new AutoAssistant is quickly removed and reinstalled.



**Expandable storage volume:** If the generous storage space in the main compartment and the open storage pocket is not enough, the **Office Organizer** can help. It offers **additional storage and organisation options** and can be retrofitted to the vehicle backrest **at any time**.



**Interfaces** for future ProClick accessories range.

Organisation at the wheel – the mobile office



AutoAssistant and Office Organizer

The **AutoAssistant** serves as a practical surface for writing on, as an organisational aid for documents, and for storing various office equipment.




Thanks to its open storage pocket for folders, brochures or drinks bottles up to 1.5 L and the integrated pen holder, everything important in the vehicle is always at hand. There is more storage space under the lid. The lid also serves as a surface to write on and a clip allows you to quickly hold notes in place.

The generous storage compartment can be divided into a maximum of three areas using the dividers provided.



The **Office Organizer** is the ideal addition to the AutoAssistant for a mobile office in the passenger seat. It can be quickly and easily attached to the headrest of any seat using a belt strap, providing a tidy storage area for documents, pens etc. The main compartment is large enough to hold documents and folders up to A4 size. Various bits and pieces can be neatly stowed away in the many other pockets.

For private use, it is a good idea to use the Office Organizer in the rear area. It can be fixed to the headrests of the rear seats or to the backs of the front seats. It also offers storage space for toys, books and much more for your little ones.

Product description		Article no.
	<b>AutoAssistant</b>	6000013410
	<b>Dimensions (WxDxH):</b> 361 x 531 x 248 mm <b>Weight:</b> 2.84 kg Secure to the vehicle seat via three-point seat belt	
	<b>Office Organizer</b>	6000013636
		
<b>AutoAssistant + Office Organizer (Set)</b>		1000017467
<b>Weight:</b> 3.72 kg Set consisting of AutoAssistant and Office Organizer		

Panel table

The Sortimo panel table offers optimal, mobile office space in the cargo area, allowing you to handle administrative tasks or complete evaluations or documentation on site in the vehicle. The side panel table provides a large work surface of 628 x 600 mm and when folded away only takes up 180 x 700 mm of space so that it does not continually block valuable cargo space.

- Flexible screw connection to the side panel or ProParti-tion in the vehicle and to the Sortimo installation floor.
- The tabletop can handle loads up to a max. of 50 kg.
- Crash-tested as per ECE-R17.
- Head impact as per ECE-R21.
- Black cladding with a grained surface.
- Sturdy mechanical components and aluminium tabletop.
- Not for use while driving.



Product description		Article no.
	<b>Panel table</b>	1000012716
	<b>Dimensions (WxDxH):</b> 890 x 730 x 160 mm <b>Weight:</b> 18.0 kg  Make more productive and better use of your time waiting between appointments with the practical side panel table.	

## Vehicle accessories – The mobile workshop





### Interior ladder lift 1800

The Sortimo interior ladder lift provides a new solution for the simple and space-saving stowage of ladders inside the vehicle. The key benefit of this new development is that the ladder is installed underneath the ceiling, leaving the unused space available for additional storage. The optimisation of storage utilisation along with quick and easy handling saves both time and money.



- The ideal organisational aid for additional storage optimisation in the vehicle interior.
- Lets you easily transport aluminium double ladders up to 1.8 m long and 18 kg in weight on the roof lining.
- Easy and quick operation without major effort via a gas pressure spring.
- Highest level of safety during full braking and when cornering thanks to the high quality materials.
- Both retaining brackets are equipped with rubber mats to prevent damage.
- Not suitable for installation in vehicles with plastic strips.



Product description		Article no.
		<b>Interior ladder lift 1800</b> <b>Dimensions (WxDxH):</b> 1,790 x 184 x 250 mm <b>Weight:</b> 8.0 kg  Suitable for all commercial vehicle models.
		1000004569

### Aluminium foldable ladder for Sortimo TopSystem

The aluminium foldable ladder is the ideal combination for the interior ladder lift 1800, which is also suitable for high vehicles as a leaning ladder for loading and unloading from the Sortimo TopSystem. The slip-resistant rubber feet always ensure safe climbing and descending.

Product description		Article no.
		<b>TopSystem aluminium foldable ladder 3000 mm</b> <b>Dimensions (WxDxH):</b> 1,570 x 350 x 125 mm <b>Weight:</b> 6.5 kg Stable folding lock, can fold away to 1.5 m Max. load: 150 kg
		811016006

  
**Sortimo TopSystem**  
from page 263





### Telescopic ladders

The telescopic ladders from Sortimo are made of anodised tubes and glass fibre reinforced hard plastic elements. Rubber feet provide for maximum grip on the ground.

Due to the compact dimensions, the ladders are easy to transport, perfectly suited for confined spaces and even fit into the boot of a car.

All the telescopic ladders comply with the requirements of DIN EN 131-6:2015, DIN EN 131-1:2016 and DIN EN 131-3:2007.



Product description		Article no.
	<b>Telescopic combination ladder 2.30 m</b> <b>Dimensions (WxDxH):</b> 610 x 165 x 710 mm <b>Weight:</b> 15.8 kg Telescopic combination ladder with 8 rungs. <b>Extended length:</b> 2.3 m <b>Retracted length:</b> 0.79 m <b>Width:</b> 0.48 m <b>Load-bearing capacity:</b> 150 kg	801012159
	<b>Telescopic ladder 3.0 m</b> <b>Dimensions (WxDxH):</b> 793 x 465 x 100 mm <b>Weight:</b> 10.5 kg Telescopic ladder with 10 rungs. <b>Extended length:</b> 2,985 mm <b>Retracted length:</b> 793 mm <b>Width:</b> 465 mm <b>Load-bearing capacity:</b> 150 kg	6000012526
	<b>Telescopic ladder 4.1 m</b> <b>Dimensions (WxDxH):</b> 941 x 898 x 118 mm <b>Weight:</b> 16.5 kg Telescopic ladder with crossbeam and 13 rungs. <b>Extended length:</b> 4,125 mm <b>Retracted length:</b> 941 mm <b>Width:</b> 898 mm <b>Load-bearing capacity:</b> 150 kg	6000012527
	<b>Holder of the telescopic ladder depth 4</b> <b>Dimensions (WxDxH):</b> 130 x 45 x 110 mm <b>Weight:</b> 0.5 kg Secure stowage and quick accessibility, can be universally mounted in the vehicle.	80779281

Vehicle accessories – The mobile workshop



Ramp rails



Whether it be a washing machine or a lawn mower, the ramp rails, available in two lengths, rigid or folding, make possible the stowing of heavy and bulky loads quickly and conveniently. The lateral border protection (30/42 mm) enables reliable holding of the track when loading and unloading, even with large and heavy items. The transport area has a width of 150 mm (external width 234 mm), an anti-rattle mat coating P13 and a carrying capacity of 380 daN. This means that the aluminium rails not only save your back, but also make possible a rapid and convenient sequence for loading and unloading activities.

Product description		Article no.
	<b>Foldable loading rails 2 m</b> <b>Dimensions (WxDxH):</b> 2,000 x 234 x 47 mm <b>Weight:</b> 18.0 kg Two foldable aluminium loading rails 200 cm long.	801009244
	<b>Foldable loading rails 2.5 m</b> <b>Dimensions (WxDxH):</b> 2,500 x 234 x 47 mm <b>Weight:</b> 22.0 kg Two foldable aluminium loading rails 250 cm long.	801009246

Fans



The authorities require vehicle ventilation with free openings when transporting gas bottles. Sortimo offers a ventilation system that can be used either for ventilation or extraction, depending on whether you are using heavy or light gases. The aerodynamic shape means that the throughput of fresh air is far in excess of the legal requirement.

Product description		Article no.
	<b>Roof vent</b> <b>Dimensions (WxDxH):</b> 258 x 196 x 48 mm <b>Weight:</b> 0.93 kg Material: UV-resistant, impact-resistant plastic Functionality: Ventilation or extraction system (rotating) Suitable for gas transport as per DGUV. (In combination with floor or side vents)	80721099
	<b>Small roof vent</b> <b>Dimensions (WxDxH):</b> 97 x 72 x 135 mm <b>Weight:</b> 0.12 kg Material: UV-resistant, impact-resistant plastic Functionality: permanent fresh air circulation Suitable for gas transport in accordance with Dekra certification. (In combination with floor or side vents)	801016208
	<b>Round floor vent</b> <b>Dimensions (WxDxH):</b> 210 x 140 x 70 mm <b>Weight:</b> 0.26 kg Material: impact-resistant hard plastic with integrated thread Functionality: permanent fresh air circulation Suitable for gas transport in accordance with Dekra certification. (In combination with roof or side vents)	6000001283
	<b>Side vent</b> <b>Dimensions (WxDxH):</b> 183 x 73 x 128 mm <b>Weight:</b> 0.16 kg Material: UV / weather-resistant, impact-resistant plastic Functionality: permanent fresh air circulation, ventilation cross-section: 55 cm² Suitable for gas transport in accordance with DGUV (in combination with roof or floor vent)	1000014497
	<b>Ventilation plate side panel</b> <b>Dimensions (WxDxH):</b> 233 x 113 x 11 mm <b>Weight:</b> 0.20 kg The ventilation plate, made from stainless steel, is rust-resistant and is mounted on the side panel/ProPartition.	80721037

Vehicle accessories – The mobile workshop



Shovel holder tailgate

The shovel holder for the tailgate is perfectly suited for exploitation of this otherwise unused space on the tailgate. Bulky loads, such as boards and ladders, or shovels, brooms and other tools with long handles, are transported safely. Without having to access the vehicle, the shovel holder permits quick access to the equipment on site. In addition, the fixing rail is an aid for organised transport as a result of the hooks holding the equipment in place at all times, and thus improving organisation.



Product description	Article no.
 <p><b>Fixing rail for shovel holder tailgate</b> <b>Dimensions (WxDxH):</b> 530 x 115 x 32 mm <b>Weight:</b> 0.9 kg Optimal complement for the shovel holder – fixes the long-handled equipment at the top ensuring tidiness.</p>	1000002517

Holding fixtures




The U-shaped holding fixtures are suitable for the secure transport of round or semi-round objects, such as standpipes, hydrant wrenches and equipment with long handles. The freight can be quickly secured and released by means of the locking device bracket. This product is particularly durable due to its sturdy holder and in addition protects the secured object from damage by means of its shock absorbing rubber rings.



Product description	Article no.
<p><b>Holding fixture 1</b> <b>Dimensions (WxDxH):</b> 156 x 126 x 44 mm Can accommodate objects with dimensions of up to 89 x 89 mm.</p>	801011062
<p><b>Holding fixture 2</b> <b>Dimensions (WxDxH):</b> 126 x 44 x 96 mm Can accommodate objects with dimensions of up to 59 x 63 mm.</p>	801011063
<p><b>Holding fixture 3</b> <b>Dimensions (WxDxH):</b> 116 x 44 x 80 mm Can accommodate objects with dimensions of up to 50 x 50 mm.</p>	801011064

Holder

With the practical Sortimo universal holders you can safely transport brooms or shovels and they remain always ready to hand.

Product description	Article no.
 <p>The universal holders can be screwed in place at any position in the vehicle and are ideal for the mounting of equipment with long handles, such as hammers, brooms and shovels. The equipment is pressed into the holder and it clamps into position in the anti-slip rubber.</p> <p><b>Universal holder (20-30 mm)</b> <b>Dimensions (WxDxH):</b> 72 x 35 x 72 mm <b>Weight:</b> 0.03 kg Suitable for handle diameters of 20-30 mm.</p> <p><b>Universal holder (30-40mm)</b> <b>Dimensions (WxDxH):</b> 81 x 35 x 72 mm <b>Weight:</b> 0.04 kg Suitable for handle diameters of 30-40 mm.</p>	801012161  801012162
 <p><b>Aluminium rail for universal holder</b> <b>Dimensions (WxDxH):</b> 917 x 55 x 9 mm <b>Weight:</b> 0.31 kg Aluminium rail for variable attachment of universal holder. The length is 90 cm.</p>	801012166
 <p><b>Overhead hook 1 for broom/shovel</b> <b>Dimensions (WxDxH):</b> 130 x 110 x 55 mm <b>Weight:</b> 0.17 kg Two-piece holder for fixing all long-handled equipment under the roof of the vehicle. Installation is on the transverse spar of the vehicle roof. Suitable for brooms, shovels, etc.</p>	801012834

 <p><b>Universal holder 1</b> <b>Dimensions (WxDxH):</b> 105 x 50 x 45 mm <b>Weight:</b> 0.15 kg Suitable for handle diameters of 15-30 mm.</p>	801009976
 <p><b>Universal holder 2</b> <b>Dimensions (WxDxH):</b> 110 x 50 x 45 mm <b>Weight:</b> 0.15 kg Suitable for handle diameters of 20-50 mm.</p>	80713858



More accessories for SR5  
from page 28

Vehicle accessories – The mobile workshop



Hooks

The various different Sortimo hooks stow various different materials, such as chains, hoses, cables and even clothing in a safe and organised manner in the vehicle. The available storage space is used in an optimum manner, time for unnecessary material searching and sorting is saved and a professional appearance is shown to the customer.



Heavy-duty hanger

The heavy-duty hanger allows you to stow away your chains, hoses and cables in the vehicle in a quick and organised manner. It also permits immediate access to materials on site, eliminating tiresome searching and organising of cables and chains, permitting effective working.

Product description	Article no.
<b>Heavy-duty hanger 200</b>	<b>1000003373</b>
<b>Dimensions (WxDxH):</b> 300 x 203 x 97 mm Hook depth 20 cm, max. load 30 kg. Universal fastening in the vehicle interior.	



Aluminium wall hook

The wall hook can be installed anywhere in the vehicle and provides additional storage possibilities for lines, cables, hoses and much more. This means that important materials are always stowed in the vehicle in an organised manner and are always quickly accessible.

Product description	Article no.
<b>Aluminium wall hook 1</b>	<b>801012163</b>
<b>Dimensions (WxDxH):</b> 116 x 10 x 82 mm Hook depth 80 mm, max. load 15 kg.	
<b>Aluminium wall hook 2</b>	<b>801012164</b>
<b>Dimensions (WxDxH):</b> 120 x 140 x 12 mm Hook depth 115 mm, max. load 15 kg.	
<b>Aluminium wall hook 3</b>	<b>801012165</b>
<b>Dimensions (WxDxH):</b> 216 x 188 x 11 mm Hook depth 170 mm, max. load 15 kg.	



Product description		Article no.
		<b>Coat hook PU 3</b> <b>Dimensions (WxDxH):</b> 11 x 7 x 1 mm <b>Weight:</b> 0.03 kg The coat hooks can be mounted universally in the vehicle. This means that items of work clothing can be stowed in an organised manner in the vehicle and are quickly at hand if they are required. The packaging unit includes 3 coat hooks.

Vehicle accessories – The mobile workshop






Fuel canisters





Sortimo has two different fuel canisters in their product portfolio for the safe transport of fuel. Together with the associated holders, the canisters can be fastened simply in the load compartment of the vehicle and are available quickly if required.

Product description	Article no.
 <p><b>Fuel canister 10 litres</b> <b>Dimensions (WxDxH):</b> 330 x 160 x 330 mm <b>Weight:</b> 1.0 kg</p> <p>The plastic canister has a filling volume of 10 litres and a plastic spout is included in the scope of supply. The carrying and filling of fuels for vehicles and engines is possible without any problems using this product.</p>	801008042
 <p><b>Fuel canister 20 litres</b> <b>Dimensions (WxDxH):</b> 160 x 340 x 470 mm <b>Weight:</b> 4.2 kg</p> <p>The sheet metal fuel canister has a filling volume of 20 litres, a venting tube and a jerrycan closure. The canister is TÜV/GS tested and is perfectly suited for the transport of fuel for vehicles and engines.</p>	801009986

Cleaning

Sortimo cleaning products offer everything to provide “clean working” and permit, at all times, a professional and organised appearance with respect to the customer, especially after difficult deployments.

Product description	Article no.
 <p><b>Water canister set 5 litres</b> <b>Dimensions (WxDxH):</b> 330 x 180 x 290 mm <b>Weight:</b> 1.73 kg</p> <p>Water canister set (3-part) with 5 L wide-mouth canister.</p>	80779205
 <p><b>Water canister set 10 litres</b> <b>Dimensions (WxDxH):</b> 280 x 125 x 300 mm <b>Weight:</b> 0.6 kg</p> <p>Wide-mouth canister capacity 5 litres.</p>	801009995
 <p><b>Wide-mouth canister 10 litres</b></p>	801009993

Product description	Article no.
 <p><b>Hand cleaning cream in pump dispenser</b> <b>Dimensions (WxDxH):</b> 230 x 280 x 175 mm <b>Weight:</b> 0.82 kg</p> <p>Pump dispenser including wall mount and 3 litres of hand cleaning cream. Cleans even without water. Bio-degradable, long-term skin protection with re-moisturisation, thoroughly removes, for instance, oil, grease, tar and printing ink.</p>	80711007
 <p><b>Hand cleaning cream 3 litres</b> <b>Dimensions (WxDxH):</b> 230 x 300 x 180 mm <b>Weight:</b> 2.85 kg</p> <p>The hand cleaning cream refill set with a 3 litre capacity is suitable for the pump dispenser (Art. No.: 80711007). The hand cleaning cream cleans even without water and affords to a sustainable skin protection.</p>	801010017
 <p><b>PVC hose 1 metre</b> <b>Dimensions (WxDxH):</b> 30 x 170 x 165 mm <b>Weight:</b> 0.12 kg</p> <p>Suitable for the outlet valve (801009992) for precise and easy draining of the wide-mouth canister.</p>	80779212
 <p><b>Tap for water canister</b> <b>Dimensions (WxDxH):</b> 105 x 51 x 51 mm <b>Weight:</b> 0.04 kg</p> <p>Outlet tap appropriate for the Sortimo wide-mouth canister 5 or 10 litres.</p>	801009992




SowaApp – always ready to hand





SowaApp




The Sortimo wall cladding protects your vehicle, not only from scratches and damage, but it also offers simple storage options for tools and frequently required consumables. The moisture-resistant and sturdy wall is tailor-made to suit the vehicle and serves as a system cladding e.g. above workbenches. The innovative Sortimo system perforation allows attachment of a wide range of accessories, such as hooks, hose holders, storage pockets, perforated wall hooks and much more.




SowaApp – Holder

You can transform your vehicle into a mobile workplace with the innovative accessories for the aluminium side panel. The holders have been developed specially for the system perforated plate and make the working day more efficient. The mounting process is very simple thanks to metal straps for hooking-in and additionally supplied plastic rivets for fixation purposes. Each aluminium side panel accessory can also be loaded with up to 2 kg, so that installation and electrical tools can be stowed without any problem and they remain accessible at all times.

Product description		Article no.
	The cartridge holder stores all common silicone cartridges, spray cans, etc. in a space-saving and organised manner in the vehicle.	
	<b>Silicone cartridge holder 53 side panel</b> <b>Dimensions (WxDxH):</b> 136 x 66 x 87 mm <b>Weight:</b> 0.1 kg Internal diameter is 53 mm.	1000003924
	<b>Foam cartridge holder 73 side panel</b> <b>Dimensions (WxDxH):</b> 125 x 88 x 89 mm <b>Weight:</b> 0.11 kg Internal diameter is 73 mm.	1000003925

Product description		Article no.
	<b>Multi roll holder side panel</b> <b>Dimensions (WxDxH):</b> 140 x 135 x 16 mm <b>Weight:</b> 0.15 kg Suitable for round objects, such as the universal anti-rattle mat 800x1200 mm (Art. No. 6000003365). Securing is by Velcro strip. A 380 mm long Velcro strip is included with the roll multi-holder.	1000004633
	<b>Velcro fastener for bundling L=380, W=30</b>	6000003364
	The round holder for tools, made from sturdy glass-fibre reinforced plastic is mounted without the need for tools with just one hand on the Sortimo wall cladding and has been developed specially for the dynamic loads in the vehicle.	
	<b>Round holder for tools 80 Aluminium side panel</b> <b>Dimensions (WxDxH):</b> 107 x 35 x 60 mm <b>Weight:</b> 0.05 kg Holder diameter is approx. 80 mm.	6000002429
	<b>Tool tray for pliers 61 Aluminium side panel</b> <b>Dimensions (WxDxH):</b> 60 x 35 x 58 mm <b>Weight:</b> 0.03 kg Holder width is approx. 61 mm.	6000002430

	<b>Plaster dispenser side panel</b>	1000004632
	<b>Dimensions (WxDxH):</b> 223 x 166 x 67 mm <b>Weight:</b> 0.52 kg The plaster dispenser, including holder for the aluminium side panel, is intended for treating small injuries and guarantees hygienic removal of finger dressings and textile plasters. You also have the additional benefit that the plaster can be immediately used since the protection paper on the back is removed automatically. Finger dressings and textile plasters are included in the scope of supply.	
	<b>Refill pack textile plasters 72 x 19 mm</b>	6000003303
	<b>Refill pack finger dressings 120 x 20 mm</b>	6000003304

SowaApp – always ready to hand



Clamps and hooks

The clamps and hooks, made from sturdy glass-fibre reinforced plastic, are designed precisely to suit the slotted holes in the Sortimo wall cladding and can be installed and removed using just one hand and without the need for tools. The hooks and clamps locate securely in height in the wall cladding via two holes, and thus distribute the load evenly on the ground. The tool hooks, tool holders and tool clamps, and the Sortimo wall cladding have been developed specially for the dynamic loads in the vehicle.



9-part

-SET-

5-part



Hook set for tools 9-part  
Aluminium side panel

Art. No.: 6000002437

The set consists of:  
Single hooks for tools 40, 66, 90; double hooks for tools 40, 66, 90;  
round hook for tools 40; round holder for tools 80; tool tray for pliers 61.



Tool clamp set 5-part  
Aluminium perforated wall 3.0

Art. No.: 6000002438

The set consists of:  
Tool clamps 19, 25, 28, 32 and 38.

Product description	
	<b>Single hook for tools 40</b> Aluminium side panel Art. No.: 6000002422
	<b>Single hook for tools 66</b> Aluminium side panel Art. No.: 6000002423
	<b>Single hook for tools 90</b> Aluminium side panel Art. No.: 6000002424
	<b>Double hook for tools 40</b> Aluminium side panel Art. No.: 6000002425
	<b>Double hook for tools 66</b> Aluminium side panel Art. No.: 6000002426
	<b>Double hook for tools 90</b> Aluminium side panel Art. No.: 6000002427
	<b>Tool tray for pliers 61</b> Aluminium side panel Art. No.: 6000002430
	<b>Round hook for tools 40</b> Aluminium side panel Art. No.: 6000002428
	<b>Round holder for tools 80</b> Aluminium side panel Art. No.: 6000002429

Product description	
	<b>Tool clamp 19</b> Aluminium side panel Art. No.: 6000002435
	<b>Tool clamp 25</b> Aluminium side panel Art. No.: 6000002431
	<b>Tool clamp 28</b> Aluminium side panel Art. No.: 6000002432
	<b>Tool clamp 32</b> Aluminium side panel Art. No.: 6000002433
	<b>Tool clamp 38</b> Aluminium side panel Art. No.: 6000002434



Electrical accessories – everything in the right light



Mounted lights

The useful mounted lights from Sortimo give bright light in the darkness and light up the mobile workplace to ensure that it is illuminated in an optimum way at all times – day or night. Different versions allow perfect adjustment to individual requirements.



Product description	Article no.
 <b>LED strip 1000</b> <b>Dimensions (WxDxH):</b> 100 x 100 x 5 mm LED strip length: 100 cm.	801018095
 <b>LED strip 2000</b> <b>Dimensions (WxDxH):</b> 240 x 210 x 15 mm LED strip length: 200 cm.	801018096
<b>Voltage range:</b> 12 VDC <b>Line length:</b> 200 mm <b>On/off switch:</b> optional extra <b>Operating temperature:</b> approx. -20° to 50 °C Can be cut into 5 cm sections, 60 LEDs per metre. <b>Please note:</b> The LED strip is only permissible with a suitable back-up fuse on the vehicle electrical system.	<b>Nominal strength:</b> 4.8 W <b>Light flux:</b> 390 lm <b>Installation:</b> self-adhesive LED strip <b>Colour temperature:</b> 5700 K
	<b>Protection rating:</b> IP 62 <b>Body height:</b> 2.5 mm

Product description	Article no.
 <b>Mounted light LED 12 V with motion detector for vehicle interior</b> <b>Dimensions (WxDxH):</b> 144 x 144 x 11 mm <b>Weight:</b> 0.13 kg <b>Voltage range:</b> 12 VDC <b>Line length:</b> 100 mm <b>On/off switch:</b> optional Integrated motion sensor, continuous operation possible and additional output for other users.	6000003788  <b>Protection rating:</b> IP 65 <b>Body height:</b> 12 mm <b>Colour temperature:</b> 5700 K
 <b>Mounted light LED 12 V with on/off switch for workstation lighting</b> <b>Dimensions (WxDxH):</b> 385 x 80 x 30 mm <b>Weight:</b> 0.23 kg <b>Voltage range:</b> 12 VDC <b>Line length:</b> 100 mm <b>On/off switch:</b> integrated toggle switch <b>Operating temperature:</b> -30° to +40° C.	80750075  <b>Protection rating:</b> IP 50 <b>Body height:</b> 24 mm
 <b>Mounted light LED 12V dimmable for vehicle interior</b> <b>Dimensions (WxDxH):</b> 168 x 88 x 9 mm <b>Weight:</b> 0.08 kg <b>Voltage range:</b> 12 VDC <b>Line length:</b> 100 mm <b>On/off switch:</b> inductive sensor switch <b>Operating temperature:</b> -20° to +70°C	6000000547  <b>Protection rating:</b> IP 65 <b>Body height:</b> 88 mm
 <b>Mounted light LED 12 V adjustable for workstation lighting</b> <b>Dimensions (WxDxH):</b> 425 x 42 x 43 mm <b>Weight:</b> 0.32 kg <b>Voltage range:</b> 12 VDC <b>Line length:</b> 100 mm <b>On/off switch:</b> integrated toggle switch +70°C.	6000001275  <b>Protection rating:</b> IP 40 <b>Body height:</b> 43 mm <b>Operating temperature:</b> -20° to +70°C

Electrical accessories – everything in the right light




Lamps

To ensure that everything is properly lit, Sortimo also offers portable lamps in various versions alongside the work lamps. For frequent working directly at the vehicle we recommend mounting a stationary work lamp directly on the vehicle, so that it provides optimum illumination of the surroundings and so that work on the vehicle can take place independently of the light conditions. For flexible deployment, Sortimo offers the LED magnet portable lamp that can be mounted anywhere on the vehicle and which is powered from the cigarette lighter via a spiral cable.




Product description		Article no.
	<b>Work lamp LED 12/24 V 2000 lm</b> <b>Dimensions (WxDxH):</b> 100 x 100 x 76 mm <b>Weight:</b> 0.91 kg LED module with 6 diodes for fixed installation on the vehicle with omega holder – can be rotated and swivelled. <b>Voltage range:</b> 12 - 24 VDC <b>Light flux:</b> 2000 lm <b>Colour temperature:</b> 5700-7000 K <b>Nominal strength:</b> 25 W <b>On/off switch:</b> no switch <b>Cable length:</b> 0.5 m <b>Protection rating:</b> IP 68 <b>Installation:</b> Fixed installation	6000003241
	<b>LED magnet portable lamp 12-24 V 1500 lm</b> <b>Dimensions (WxDxH):</b> 76 x 166 x 205 mm <b>Weight:</b> 2.23 kg LED module with 4 diodes for universal fixing using a magnetic holder. <b>Voltage range:</b> 12-24 VDC <b>Light flux:</b> 1500 lm <b>Colour temperature:</b> 5700 – 7000 K <b>Nominal strength:</b> 18 W <b>On/off switch:</b> hermetic <b>Cable length:</b> 8 m spiral cable <b>Protection rating:</b> IP 68, IP 69 K <b>Connection:</b> cigarette lighter	6000002830
	<b>Professional portable lamp 12 V LED</b> <b>Dimensions (WxDxH):</b> 104 x 120 x 245 mm <b>Weight:</b> 1.1 kg 3 Watt Power LED module (pilot lamp Nichia LED 5 mm) for mobile use. <b>Voltage range:</b> 12 - 24 VDC <b>Light flux:</b> approx. 170 lm, approx. 150 m <b>Battery:</b> lead-gel battery (maintenance-free) <b>Nominal strength:</b> 3 W <b>Connection option:</b> 230 VAC & 12/24 VDC <b>Lighting duration:</b> main lamp approx. 5 h, pilot lamp approx. 75 h <b>Protection rating:</b> IP 54 <b>Charging time:</b> approx. 15 h	6000000656

Accessories for lamps

	<b>Spiral extension cable 12 V</b> <b>Dimensions (WxDxH):</b> 1,980 x 9 x 9 mm Suitable for LED magnetic portable lamp (12 Volt, cable length 7 m).	801009974
---	---	-----------

Cable attachment kit

Sortimo offers pre-assembled cable looms for connection of LED light two-way switching, interior lighting and various sockets and warning lamps. The cable sets have adequate cable length and are designed for all current Transporters. The required fuses and all connectors are included in the scope of delivery and thus we can ensure quick and convenient installation.

Product description		Article no.
	<b>Cable attachment kit for two-way switching</b> <b>Dimensions (WxDxH):</b> 190 x 120 x 65 mm <b>Weight:</b> 0.58 kg Suitable for LED light two-way switching. 8 metres vehicle line FLYY 2 x 0.75 mm², 10 metres vehicle line FLYY 1 x 1.5 mm², 1 fuse holder ATO floor fixing, 1 flat plug fuse 3A ATO purple, 1 ring connector for pins M6 0.5 – 1.5 mm² red, 2 flat plug sleeves fully-insulated 1.5 – 2.5 mm² 6.3 mm blue, 2 through connectors 0.5 – 1.0 mm² red, 4 flat plug sleeves fully insulated 0.5 – 1.0 mm² 4.8 mm red, 2 flat plug sleeves fully insulated 1.5 – 2.5 mm² 4.8 mm blue.	1000002079
	<b>Cable attachment kit for on/off switches</b> <b>Dimensions (WxDxH):</b> 140 x 120 x 50 mm <b>Weight:</b> 0.39 kg Suitable for LED interior lighting or individual lights in the van. 10 metres vehicle line FLYY 2 x 0.75 mm², 1 fuse holder ATO floor fixing, 1 flat plug fuse 2A ATO grey, 1 ring connector for pins M6 0.5 – 1.5 mm² red, 2 flat plug sleeves fully-insulated 1.5 – 2.5 mm² 6.3 mm blue, 3 through connectors 0.5 – 1.0 mm² red, 2 flat plug sleeves fully insulated 0.5 – 1.0 mm² 4.8 mm red.	1000002080
	<b>Cable attachment kit – universal</b> <b>Dimensions (WxDxH):</b> 125 x 120 x 55 mm <b>Weight:</b> 0.35 kg Suitable for 12 V sockets, beacons and lamps. 8 metres vehicle line FLYY 1 x 2.5 mm² black, 1 metre vehicle line FLY 1 x 2.5 mm² brown, 1 fuse holder ATO wall mounting, 1 flat plug fuse 10A ATO red, 2 ring connector for pins M6 - 1.5 - 2.5 mm² blue, 3 flat plug sleeves fully insulated 1.5 – 2.5 mm² 6.3 mm blue, 1 flat connection plug G+H GSK 1 pin (also suitable for original fuse box in MB vehicles).	1000002946

Sortimo – experts in vehicle electronics

Benefit from

- our decades of experience with vehicle electronics
- our qualified and regularly trained technical personnel
- our product range which is carefully selected to meet the highest expectations
- compliance with all legally required tests and guidelines

The installation and removal of electronic components may only be performed by qualified technical personnel.




Electrical accessories – everything in the right light








Switches

Sortimo has various different versions of switches in their product portfolio - to suit the application in question. With the variants with integrated check lamp you can see at a glance whether the power supply is switched on or off, which is particularly useful when working with warning lamps. With the two-way and push-button switches, pressing the button causes the power supply to be switched on or off, depending on the previous position of the switch. Therefore a switch can be positioned both on the tailgate as well as on the sliding doors and the light can always be controlled from any position.



Two-way switch round on/on  
Article no. 6000000710

Product description	Article no.
 <b>12 V on/off switch with orange indicator light</b> Suitable for body switch for beacons. <b>Voltage range:</b> 12 VDC <b>Max. switching power:</b> 8 A <b>Installation dimension:</b> Ø installation 12 mm <b>Connection:</b> three flat plug connections with 6.3 mm	801014906
 <b>On/off switch with indicator lamp orange, round</b> Suitable for body switches for beacons. <b>Voltage range:</b> 12 VDC <b>Max. switching power:</b> 20 A <b>Installation dimension:</b> Ø installation 21 mm <b>Connection:</b> three flat plug connections with 6.3 mm	6000002918
 <b>Two-way switch round on/on</b> Suitable for light and two-way switching. <b>Voltage range:</b> 12 VDC <b>Max. switching power:</b> 8 A <b>Installation dimension:</b> Ø installation 21 mm <b>Connection:</b> three flat plug connections with 4.8 mm	6000000710
 <b>Push-button switch round off/on</b> Suitable for controlling the LED mounted light (Art. No. 6000000547). <b>Voltage range:</b> 12 VDC <b>Max. switching power:</b> 8 A <b>Installation dimension:</b> Ø installation 21 mm <b>Connection:</b> two flat plug connections with 4.8 mm	6000000711
 <b>Switch tape round D=20</b> Suitable for two-way switch and round push-button switch. <b>Outside Ø:</b> 40 mm <b>Inside Ø:</b> 20 mm	6000001305

Body and interior plug sockets

Sortimo offers various different body and interior plug sockets for diverse applications. This allows small electrical equipment to be charged and measuring instruments to be operated. But also for external use, Sortimo offers a spray-protected capability of using electrical equipment in the vehicle at the common European voltage of 230 V AC, using the CEE input socket.

Product description	Article no.
 The body plug sockets are available in two sizes and are designed specially for internal use. The body plug sockets are equipped with 2 screw clamps and can be installed individually in the vehicle and loaded with 16 Amps. <b>12 V standard plug for internal use, small</b> <b>Dimensions (WxDxH):</b> 60 x 35 x 25 mm <b>Weight:</b> 0.02 kg Suitable for charging of testing and measuring devices with a small plug according to DIN ISO 4165. <b>Voltage range:</b> 12 VDC <b>Max. load:</b> 16 A <b>Diameter:</b> 12 mm	801009981
 <b>12 V standard plug for internal use, large</b> <b>Dimensions (WxDxH):</b> 77 x 34 x 53 mm <b>Weight:</b> 0.04 kg Suitable for charging electrical equipment in the vehicle via the cigarette lighter. <b>Voltage range:</b> 12 VDC <b>Max. load:</b> 16 A <b>Diameter:</b> 21 mm The input socket is protected from dust and spray by a rubber closure.	801005397
 <b>CEE external weather proof socket</b> <b>Dimensions (WxDxH):</b> 145 x 130 x 98 mm <b>Weight:</b> 0.31 kg Suitable for all CEE external weather proof sockets. <b>Voltage range:</b> 230 V AC <b>Max. load:</b> 16 A for 6 h <b>Protection rating:</b> IP 44 <b>Connection:</b> 3-pin or 2-pin + PE <b>Installation depth:</b> 82 mm Protective flap with magnetic holder, eliminating mechanical strain on the electrical socket. Pull protection for CEE coupling.	80713643
 The adapter cable used is a high-quality rubber sheathed cable H07RN-F 3G with a core cross-section of 2.5 mm². The line is IP 44 spray protected and has a protected contact plug (plug type F) and a CEE coupling (3-pin). Suitable for a CEE external weather proof socket (Art. No. 80713643). <b>Power adapter cable 230V CEE/earthed 1.5 m</b> <b>Dimensions (WxDxH):</b> 190 x 190 x 95 mm <b>Weight:</b> 0.56 kg The cable length is 1.5 m.	80713667
 <b>Power adapter cable 230 V CEE/earthed 10 m</b> <b>Dimensions (WxDxH):</b> 320 x 360 x 60 mm <b>Weight:</b> 2.21 kg The cable length is 10 m.	121018130




Electrical accessories – everything in the right light





Sockets

Even the selection of the correct socket rail or the matching power distributor involves consideration of many different aspects, and large differences must be taken into account. We therefore recommend being clear, in advance, about the application in order then to be able to make the correct decision about the design and various different functionalities. Sortimo offers a wide range of various different options, depending on the requirement.





Product description	Article no.
 <p><b>4-way socket combination with RCD switch</b> <b>Dimensions (WxDxH):</b> 300 x 140 x 140 mm <b>Weight:</b> 2.46 kg <b>Voltage range:</b> 230 VAC 50 Hz   <b>Fuse rating:</b> 16 A   <b>Connection power:</b> 3.6 kVA <b>Protection rating:</b> IP 44   <b>Switch:</b> RCD/LS switch (25 A / 16 A) Ready for connection and single piece tested to EN 60439-1.</p>	6000001811
 <p><b>Multiple socket 4-fold (fixed installation IP 44)</b> <b>Dimensions (WxDxH):</b> 350 x 90 x 78 mm <b>Weight:</b> 0.75 kg <b>Voltage range:</b> 230 VAC 50 Hz   <b>Max. fuse rating:</b> 16 A   <b>Max. load:</b> 3600 W <b>Socket receptacles:</b> 30° rotated socket receptacles   <b>Protection rating:</b> IP 44 (when mounted vertically) Wired ready for connection socket rail with flap covers and internal stress relieving.</p>	6000000316
 <p><b>Electric power supply 4-fold IP 44 04-7 WorkMo</b> <b>Dimensions (WxDxH):</b> 396 x 526 x 506 mm <b>Weight:</b> 1.02 kg <b>Voltage range:</b> 230 VAC 50 Hz   <b>Max. fuse rating:</b> 16 A   <b>Max. load:</b> 3500 W <b>Line:</b> 2 m (neoprene)   <b>Protection rating:</b> IP 44 Distributor socket 4-fold with self-closing flap lid, suitable for all WorkMo modules.</p>	1000003774

Product description	Article no.
 <p><b>Multiple socket 5-fold with on/off switch</b> <b>Dimensions (WxDxH):</b> 483 x 71 x 59 mm <b>Weight:</b> 0.86 kg <b>Voltage range:</b> 230 VAC 50 Hz   <b>Max. fuse rating:</b> 16 A   <b>Max. load:</b> 3600 W <b>Socket receptacles:</b> 90° rotated socket receptacles   <b>Line:</b> 1.4 m connection line (H05VV-3FG1.5 mm<sup>2</sup>) Socket rail with increased protection against contact and 2-pin illuminated switch.</p>	801009971
 <p><b>Multiple socket 4-fold with RCD switch</b> <b>Dimensions (WxDxH):</b> 483 x 71 x 83 mm <b>Weight:</b> 1.11 kg <b>Voltage range:</b> 230 VAC 50 Hz   <b>Max. fuse rating:</b> 16 A   <b>Max. load:</b> 3600 W <b>Socket receptacles:</b> 90° rotated socket receptacles   <b>Line:</b> 1.4 m connection line (H05VV-3FG1.5 mm<sup>2</sup>) <b>Switches:</b> RCD/LS switch (B16 A / 30 mA)   <b>Protection rating:</b> IP 20 Socket rail with increased protection against contact and RCD/LS switch.</p>	801009972

The energy distributor for the professional

The energy distributors with insulation monitor for working inside and outside the vehicle comply with the DGUV (German Statutory Accident Insurance Association) and offer the highest level of safety in professional use. Having just a single drilled hole and one input line, we create a full-fledged workplace in your vehicle, offering the utmost flexibility and maximum safety, thus saving time and money.


Product description	Article no.
 <p><b>Power distributor 2-fold insulation monitor 16 A</b> <b>Dimensions (WxDxH):</b> 300 x 145 x 140 mm <b>Weight:</b> 2.6 kg <b>Voltage range:</b> 230 VAC 50 Hz   <b>Max. fuse rating:</b> 16 A   <b>Connection power:</b> 3.6 kVA <b>Protection rating:</b> IP 44   <b>Switch:</b> RCD/LS switch (25 A / 16 A)   <b>Connection power:</b> 5 m (flexible) <b>Earth line:</b> 2 m (flexible) 1x Schuko socket red, 1x Schuko socket blue, 1x LS switch, 1x Isometer, 1x installation contactor, 1x RCD. Wired ready for connection and single piece tested to EN 61439-3.</p>	6000011119
 <p><b>Power distributor 4-fold insulation monitor 16 A</b> <b>Dimensions (WxDxH):</b> 330 x 310 x 120 mm <b>Weight:</b> 3.4 kg <b>Voltage range:</b> 230 VAC 50 Hz   <b>Max. fuse rating:</b> 16 A   <b>Connection power:</b> 3.6 kVA <b>Protection rating:</b> IP 44   <b>Switch:</b> RCD/LS switch (25 A / 16 A)   <b>Connection power:</b> 5 m (flexible) <b>Earth line:</b> 2 m (flexible) 1x Schuko socket red, 3x Schuko socket blue, 1x LS switch, 1x Isometer, 1x installation contactor, 3x RCD. Wired ready for connection and single piece tested to EN 61439-3.</p>	6000011118






Electrical accessories – everything in the right light








Inverter

The inverter generates 230 V AC from the 12 V on-board power, thus also permitting the operation of electrical equipment in the vehicle on the road. All Sortimo inverters are input side protected against reverse voltage, over voltage and under voltage, and on the output side are protected from short-circuiting, overload and over-temperature. Installation and use inside or outside the vehicle is only allowed after testing and compliance with the required intended purpose.



Product description	Article no.
 <b>AC inverter 400</b> Suitable for smaller electric equipment, such as laptops, TVs, smartphones, tablets and chargers for cordless tools. <b>Input voltage:</b> 10 - 15.5 VDC <b>Output power:</b> 400 W <b>Output voltage:</b> 230 VAC 50 Hz <b>Peak power:</b> 800 W (briefly)	6000013813
 <b>AC inverter 700</b> Suitable for laptops, smartphones, tablets and tools up to 600 Watt. <b>Input voltage:</b> 10 - 15.5 VDC <b>Output power:</b> 700 W <b>Output voltage:</b> 230 VAC 50 Hz <b>Peak power:</b> 1230 W (briefly)	6000000755
 <b>AC inverter 1000</b> Suitable for cooling and freezing equipment up to 140 Watt and tools up to 800 Watt. <b>Input voltage:</b> 10 - 15.5 VDC <b>Output power:</b> 1000 W <b>Output voltage:</b> 230 VAC 50 Hz <b>Peak power:</b> 2000 W (briefly)	801014816
 <b>AC inverter 1500</b> Suitable for pumps up to 1200 Watt, air conditioners up to 900 Watt and tools up to 1400 Watt. <b>Input voltage:</b> 10 - 15.5 VDC <b>Output power:</b> 1500 W <b>Output voltage:</b> 230 VAC 50 Hz <b>Peak power:</b> 3000 W (briefly)	6000001007
 <b>AC inverter 2000</b> Suitable for compressors up to 900 Watt and electric tools up to 2000 Watt. <b>Input voltage:</b> 10 - 15.5 VDC <b>Output power:</b> 2000 W <b>Output voltage:</b> 230 VAC 50 Hz <b>Peak power:</b> 3500 W (briefly)	6000002831

Product description	Article no.
Pre-assembled cable looms for connecting an inverter to the vehicle battery. Ends of the cables are already provided with cable lugs on one end. <b>Fuse:</b> 250 A <b>Earth line:</b> 1 m <b>Connection power:</b> 2.5 m Cable lug on inverter already crimped, additional crimp cable lugs are included.	
 <b>Cable attachment kit WR700 25 mm²</b> Suitable for AC inverter 700.	6000000999
 <b>Cable attachment kit WR1000 35 mm²</b> Suitable for AC inverter 1000.	6000001000
 <b>Cable attachment kit WR1500 50 mm²</b> Suitable for AC inverter 1500.	6000001001
 <b>Cable attachment kit WR2000 70 mm²</b> Suitable for AC inverter 2000.	6000002832

Product description	Article no.
 <b>Remote control for AC inverter 700-2000</b> Practical remote control with on/off control and indicator light for the "ON" function. Suitable for AC inverters 700, 1000, 1500 and 2000.	6000003495

Safety and first aid – for all eventualities







First aid

The Sortimo First Aid BOXes are useful aids in an emergency. The integrated small component inserts means that the dressings are clearly laid out, they are easy to see and are quickly to hand if required. This helps you to stay calm and retain your composure even in difficult situations.



Useful fixing accessories for i-BOXXes G on page 220

Product description		Article no.
	<b>L-BOXX 102 G4 first aid</b> Dimensions (WxDxH): 444 x 360 x 118 mm Weight: 2.99 kg L-BOXX 102 G4 first aid with contents as per DIN 13157.	1000011313
	<b>i-BOXX 72 G car first-aid kit DIN13164</b> Dimensions (WxDxH): 367 x 316 x 72 mm Weight: 1.37 kg i-BOXX 72 G with contents as per DIN 13164 (car first-aid kit).	1000011392
	<b>i-BOXX 72 G work first-aid kit DIN13157</b> Dimensions (WxDxH): 367 x 316 x 72 mm Weight: 1.47 kg The i-BOXX 72 G with contents as per DIN13157 (work first-aid kit) suitable for use in industry, on building sites or even in schools and nursery schools.	1000011391
	<b>First aid contents as per DIN 13157</b> Contents as per DIN 13157 (work first-aid kit).	6000001129

Safety and first aid – for all eventualities



Beacons

The Sortimo beacons raise awareness in the danger area and thus increase safety in deployment both during the day and at night. The yellow flashing light is used specially to warn about hazards (see § 38 StVO). Sortimo offers various different options for construction - fixed in the vehicle, installation on a plug base or telescopic masts and, for flexible use, fixing by magnetic holder.






Product description		Article no.
	<b>LED beacon, yellow 10-30 V fixed installation</b>	6000002369
	<b>Dimensions (WxDxH):</b> 155 x 155 x 185 mm <b>Weight:</b> 0.8 kg <b>Operating voltage:</b> 10-30 VDC <b>Protection rating:</b> IP 67 <b>Height:</b> 141 mm <b>Number of double flashes:</b> 120 per minute Complies with the stipulations of ECE R65 E04 006598 and ECE R10-04.	<b>Fixing:</b> fixed installation on the vehicle roof (B1 type in accordance with DIN 14620) <b>Operating temperature:</b> -40 to +70 °C <b>Diameter:</b> 154 mm
	<b>LED beacon yellow, 10-30 V plug socket</b>	6000002370
	<b>Dimensions (WxDxH):</b> 155 x 155 x 235 mm <b>Weight:</b> 0.84 kg <b>Operating voltage:</b> 10-30 VDC <b>Protection rating:</b> IP 67 <b>Height:</b> 198 mm <b>Number of double flashes:</b> 120 per minute Complies with the stipulations of ECE R65 E04 006598 and ECE R10-04.	<b>Fixing:</b> plug socket type A Ø 24 mm in accordance with DIN 72591 <b>Operating temperature:</b> -40 to +70 °C <b>Diameter:</b> 149 mm
		
Sortimo TopSystem from page 263		
	<b>LED warning beacon yellow 10-30 V magnetic base</b>	6000002371
	<b>Dimensions (WxDxH):</b> 186 x 186 x 165 mm <b>Weight:</b> 1.39 kg <b>Operating voltage:</b> 10-30 VDC <b>Protection rating:</b> IP 67 <b>Diameter:</b> 183 mm <b>Number of double flashes:</b> 120 per minute Complies with the stipulations of ECE R65 E04 006598 and ECE R10-04.	<b>Fixing:</b> via magnetic base <b>Operating temperature:</b> -40 to +70°C <b>Line:</b> spiral cable with socket <b>Connection:</b> on-board socket / cigarette lighter <b>Height:</b> 152 mm <b>Max. travel speed:</b> 110 km/h
	<b>Base LED beacon</b>	6000002372
	<b>Dimensions (WxDxH):</b> 170 x 170 x 16 mm Levelling wedge (2-14 mm) for levelling the roof inclination for fixed installation. (Hole pattern 130 mm) Suitable for all LED beacons yellow 10-30 V fixed installation.	




Safety and first aid – for all eventualities



Warning accessories

The Sortimo warning accessories optimise protection in dangerous situations or in darkness on the road. The allocation of signal colours increases the awareness with other road users, thus increasing road safety.

Product description	Article no.
 <p><b>Traffic cone lashing kit</b> <b>Dimensions (WxDxH):</b> 170 x 80 x 45 mm <b>Weight:</b> 0.4 kg Lashing kit for fixing 1-5 cones in the vehicle. (Traffic cones not included in the scope of supply). The strap length is 1.63 m.</p>	80711137
 <p><b>Car fire extinguisher 2kg</b> <b>Dimensions (WxDxH):</b> 370 x 155 x 108 mm <b>Weight:</b> 3.9 kg <b>Height:</b> 370 mm, <b>Width:</b> 155 mm, <b>Diameter:</b> 108 mm, <b>Operating weight:</b> 3.9 kg Powder fire extinguisher for fire classification ABC, high level of functional security thanks to inset pressure cartridge.</p>	80713032
 <p><b>Car fire extinguisher 6 kg incl. holder</b> <b>Dimensions (WxDxH):</b> 440 x 225 x 155 mm <b>Weight:</b> 8.1 kg <b>Height:</b> 520 mm, <b>Width:</b> 240 mm, <b>Diameter:</b> 155 mm, <b>Operating weight:</b> 9.6 kg Stored pressure fire extinguisher incl. holder for fire classification ABC, suitable for use on electronic devices up to 1,000 Volts.</p>	80713070

Product description	Article no.
 <p><b>High visibility jacket</b> A high visibility jacket in a signal colour with reflective stripes helps you to stand out in dangerous situations or in the dark while in traffic. The high visibility jacket fulfils the requirements of EN471 and DIN 30711. (One size fits all)</p>	80720009
 <p><b>Reflective warning tape pointing left</b> <b>Dimensions (WxDxH):</b> 9,000 x 141 x 0 mm <b>Weight:</b> 0.5 kg Self-adhesive films with diagonal lines from bottom left to right top (towards the side of the vehicle). Width: 141 mm, length: 9 m</p>	6000000018
<p><b>Reflective warning tape pointing right</b></p>	6000000019
 <p><b>Warning labels set for vehicles DIN 30710</b> <b>Dimensions (WxDxH):</b> 562 x 141 x 1 mm <b>Weight:</b> 0.10 kg Warning labels set (4-part) for common vehicle types in accordance with DIN 30710. Minimum marking and BAST certified in accordance with DIN 30710 Type II. Quick and easy installation in the vehicle with high-reflection power for your safety.</p>	1000002178



The SR5 organisational system.

# SR-BOXX



Optimum utilisation  
of storage space through standing  
and suspended positioning



Transparent lid provides protection  
and visibility of contents



Convenient access, thanks  
to pull-out function and flap lid



Individual organisation  
using dividers

SR-BOXX – The organisational system for SR5.



	S	M	XM	L	XL
03					
04					
05					

Labelling  
from Page 295

SR-BOXXes

SR-BOXXes are ideal for stowing small components and tools. The BOXXes can be integrated on, and under, the shelves in the van racking using the plastic slides. Optional subdivision options provide even greater organisation. Label clips can be used on the front of the SR-BOXXes to apply mySortimo labels to the BOXXes. The contents of the BOXXes can be categorised using differently coloured labelling.

SR-BOXXes without lid	Technical details	Description	Article no.
SR-BOXX 03-8 M	Dimensions: 243 x 140 x 128 mm Weight: 0.29 kg	The interior space can be divided across the depth using a 00-8 M divider.	6000011426
SR-BOXX 03-8 L	Dimensions: 243 x 292 x 128 mm Weight: 0.48 kg	The interior space can be divided across the depth using a 00-8 L divider.	6000011427
SR-BOXX 23-8 XL	Dimensions: 243 x 443 x 128 mm Weight: 0.68 kg	The interior space can be divided widthways with up to two 03-8 XL dividers.	6000011428
SR-BOXX 04-6 S	Dimensions: 347 x 140 x 94 mm Weight: 0.34 kg	The interior space can be divided across the depth using a 00-6 S divider.	6000011429
SR-BOXX 04-8 M	Dimensions: 347 x 140 x 128 mm Weight: 0.41 kg	The interior space can be divided across the depth using up to three 00-8 M dividers.	6000011430
SR-BOXX 04-8 XM	Dimensions: 347 x 200 x 128 mm Weight: 0.46 kg	The interior space can be divided across the depth using up to three 00-8 XM dividers.	6000012238
SR-BOXX 04-8 L	Dimensions: 347 x 292 x 128 mm Weight: 0.64 kg	The interior space can be divided across the depth using up to three 00-8 L dividers.	6000011431
SR-BOXX 24-8 XL	Dimensions: 347 x 443 x 128 mm Weight: 0.87 kg	The interior space can be divided widthways with up to two 04-8 XL dividers.	6000011432
SR-BOXX 05-10 M	Dimensions: 451 x 140 x 162 mm Weight: 0.61 kg	The interior space can be divided across the depth using up to four 00-10 M dividers.	6000011433
SR-BOXX 05-10 L	Dimensions: 451 x 292 x 162 mm Weight: 0.9 kg	The interior space can be divided across the depth using up to four 00-10 L dividers.	6000011434

SR-BOXX dividers

Sub-sections within the BOXXes are created using dividers and separating panels for the SR-BOXXes. This allows you to transport small components that are required for work together in a BOXX to site.



	Technical details	Fits ...	Article no.
Divider for SR-BOXX 00-6 S	Dimensions: 14 x 120 x 74 mm Weight: 0.05 kg	SR-BOXX 04-6 S	6000011618
Divider for SR-BOXX 00-8 M	Dimensions: 14 x 120 x 109 mm Weight: 0.05 kg	SR-BOXX 03-8 M, SR-BOXX 04-8 M	6000011619
Divider for SR-BOXX 00-10 M	Dimensions: 14 x 120 x 143 mm Weight: 0.05 kg	SR-BOXX 05-10 M	6000011620
Divider for SR-BOXX 00-8 XM	Dimensions: 177 x 109 x 14 mm Weight: 0.05 kg	SR-BOXX 04-8 XM	6000012239
Divider for SR-BOXX 00-8 L	Dimensions: 14 x 272 x 112 mm Weight: 0.05 kg	SR-BOXX 03-8 L, SR-BOXX 04-8 L	6000011621
Divider for SR-BOXX 00-10 L	Dimensions: 14 x 272 x 146 mm Weight: 0.05 kg	SR-BOXX 05-10 L	6000011622
Divider for SR-BOXX 03-8 XL SR5	Dimensions: 194 x 2 x 112 mm Weight: 0.0 kg	SR-BOXX 23-8 XL; for dividing the BOXX across the width.	1000012505
Divider for SR-BOXX 04-8 XL SR5	Dimensions: 298 x 2 x 112 mm Weight: 0.0 kg	SR-BOXX 24-8 XL; for dividing the BOXX across the width.	1000012506

SR-BOXX including insetbox set

The SR-BOXXes equipped with insetboxes ensure the secure and tidy transport of small component. The integrated divider guides, in conjunction with the dividers included in the set provide additional subdivision options, making them even more flexible and efficient.

	Product description	Article no.
	<b>SR-BOXX 24-8 XL incl. IB set 6 pcs. H95</b> <b>Dimensions (WxDxH):</b> 347 x 443 x 128 mm <b>Weight:</b> 1.92 kg 6-12 subdivision options for height 95 mm (2 x IB 1.5x4, 2 x IB 2x2, 2 x IB 2x6, 2 x DI IB 1.5x4, 2 x DI IB 1x0, 2 x DI IB 2x0).	1000012524
	<b>Insetbox set without SR-BOXX</b>	1000012905
	<b>SR-BOXX 24-8 XL incl. IB set 9 pcs. H95 S</b> <b>Dimensions (WxDxH):</b> 347 x 443 x 128 mm <b>Weight:</b> 1.97 kg 9-15 subdivision options for height 95 mm (2 x IB 1.5x4, 4 x IB 2x2, 1 x IB 1x4, 2 x IB 2x3, 2 x DI IB 1.5x4, 2 x DI IB 1x0, 2 x DI IB 2x0).	1000012525
	<b>Insetbox set without SR-BOXX</b>	1000012906
	<b>SR-BOXX 24-8 XL incl. IB set 10 pcs. H95</b> <b>Dimensions (WxDxH):</b> 347 x 443 x 128 mm <b>Weight:</b> 1.96 kg 10-16 subdivision options for height 95 (2 x IB 1.5x4, 8 x IB 2x2, 2 x DI IB 1.5x4, 2 x DI IB 1x0, 2 x DI IB 2x0).	1000012526
	<b>Insetbox set without SR-BOXX</b>	1000012907

SR-BOXX – The organisational system for SR5.



Lid for SR-BOXX

The transparent lid closes the SR-BOXX dust-tight, and protects the contents from dirt. The transparent design provides for a constant overview of the contents. On the one hand, this minimises the time you spend searching for materials and consumables, at the same time allowing stock levels of small components to be determined at a glance. You can see earlier when you need to re-order, thereby avoiding costly downtimes.

Product description	Fits ...	Article no.
Lid for SR-BOXX 03 M	SR-BOXX 03-8 M	6000011654
Lid for SR-BOXX 03 L	SR-BOXX 03-8 L	6000011655
Lid for SR-BOXX 23 XL	SR-BOXX 23-8 XL	6000011656
Lid for SR-BOXX 04 S/M	SR-BOXX 04-6 S, SR-BOXX 04-8 M	6000011658
Lid for SR-BOXX 04 L	SR-BOXX 04-8 L	6000011659
Lid for SR-BOXX 24 XL	SR-BOXX 24-8 XL	6000011660
Lid for SR-BOXX 05 M	SR-BOXX 05-10 M	6000011661

Lid for SR-BOXX 05 L	SR-BOXX 05-10 L	6000011662
----------------------	-----------------	------------

Transparent lid protects contents and provides visibility of the contents at all times

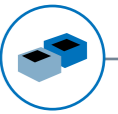
Quick access to contents – even within the rack – thanks to the flap lid

Main lid permits access to all contents, e.g. for refilling

SR-BOXXes with lid

The SR-BOXXes with lid already include the matching transparent lid for optimum protection of the contents.

	Product description	Dimensions (WxDxH) / weight	Article no.
	SR-BOXX 03-8 M with lid	Dimensions: 243 x 140 x 136 mm Weight: 0.42 kg	1000012279
	SR-BOXX 03-8 L with lid	Dimensions: 243 x 292 x 136 mm Weight: 0.67 kg	1000012280
	SR-BOXX 23-8 XL with lid	Dimensions: 243 x 443 x 136 mm Weight: 0.95 kg	1000012281
	SR-BOXX 04-6 S with lid	Dimensions: 347 x 140 x 102 mm Weight: 0.47 kg	1000012282
	SR-BOXX 04-8 M with lid	Dimensions: 347 x 140 x 136 mm Weight: 0.54 kg	1000012283
	SR-BOXX 04-8 L with lid	Dimensions: 347 x 292 x 136 mm Weight: 0.77 kg	1000012284
	SR-BOXX 24-8 XL with lid	Dimensions: 347 x 443 x 136 mm Weight: 1.23 kg	1000012285
	SR-BOXX 05-10 M with lid	Dimensions: 451 x 140 x 170 mm Weight: 0.84 kg	1000012286
	SR-BOXX 05-10 L with lid	Dimensions: 451 x 292 x 170 mm Weight: 1.22 kg	1000012287



Small aids for great organisation.

# Insetboxes



Save time  
with a clear overview



Colour-coded labelling  
for greater organisation







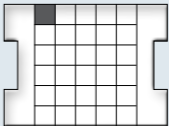




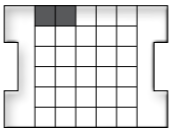
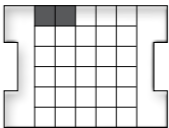






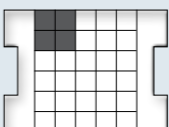

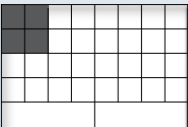



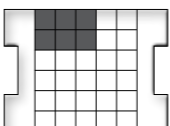


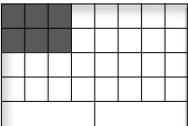






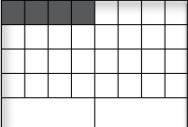









Individual organisation  
and easy removal of small parts



Flexibility thanks to many  
different subdivision options

Insetboxes – Small aids for great organisation.



	Insetbox height 31 mm	Insetbox height 63 mm	Insetbox height 95 mm	Metal case / T-BOXX G	L-BOXX G4 series	L-BOXX G series	i-BOXX G	SR-BOXX 24-8 XL
1x1	<div><div><b>Insetbox 1x1 H31</b> Part no. 6000010900 PU: 288 pieces <b>30% discount</b></div></div>	<div><div><b>Insetbox 1x1 H63</b> Part no. 6000010903 PU: 144 pieces <b>60 % discount</b></div></div>						
1x2	<div><div><b>Insetbox 1x2 H31</b> Part no. 6000010901 PU: 144 pieces <b>30% discount</b></div></div>	<div><div><b>Insetbox 1x2 H63</b> Part no. 6000010904 PU: 72 pieces <b>50 % discount</b></div></div>						
2x2	<div><div><b>Insetbox 2x2 H31</b> Part no. 6000010902 PU: 72 pieces <b>30% discount</b></div></div>	<div><div><b>Insetbox 2x2 H63</b> Part no. 6000010905 PU: 36 pieces <b>30% discount</b></div></div>	<div><div><b>Insetbox 2x2 H95</b> Part no. 6000010916 PU: 24 pieces <b>30% discount</b></div></div>					
2x3		<div><div><b>Insetbox 2x3 H63</b> Part no. 6000010907 PU: 24 pieces <b>30% discount</b></div></div>	<div><div><b>Insetbox 2x3 H95</b> Part no. 6000010918 PU: 16 pieces <b>30% discount</b></div></div>					
1x4		<div><div><b>Insetbox 1x4 H63</b> Part no. 6000010906 PU: 36 pieces <b>30% discount</b></div></div>	<div><div><b>Insetbox 1x4 H95</b> Part no. 6000010919 PU: 24 pieces <b>30% discount</b></div></div>					
2x6		<div><div><b>Insetbox 2x6 H63</b> Part no. 6000010908 PU: 12 pieces <b>30% discount</b></div></div>	<div><div><b>Insetbox 2x6 H95</b> Part no. 6000010920 PU: 8 pieces <b>30% discount</b></div></div>					
Dividers		<div><div><b>Divider insetbox 1x0 H63</b> Part no. 6000010921</div></div>	<div><div><b>Divider insetbox 1x0 H95</b> Part no. 6000010923</div></div>					
		<div><div><b>Divider insetbox 2x0 H63</b> Part no. 6000010922</div></div>	<div><div><b>Divider insetbox 2x0 H95</b> Part no. 6000010924</div></div>					

Thanks to the **insetboxes of height 31 mm**, the respective intermediate floors for cases, L-BOXXes and T-BOXXes can be filled, thereby allowing safe storage and transportation of small components on two levels.

The **insetboxes with a height of 63 mm** fit in all cases and BOXXes and can be subdivided further with dividers as of a grid size of 1x2. This height is ideal for sorting your small components and consumables and increasing organisation.

The **insetbox height of 95 mm** was developed specifically for the L-BOXX 136 G4, the metal case KM 330 and the drawer height 8 and higher. The insetboxes can be subdivided as desired with dividers. They can safely store large quantities of small components as well as larger consumables.


**Preconfigured insetbox sets immediately at the respective case or BOXX.**

**Labels for individual design and better overview from Page 295.**

**Insetbox 1x1 H63**







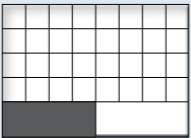






**1x1** Width: 52 mm  
Length: 52 mm  
1 IB grid = 52 mm

**H63** Height: 63 mm



Insetboxes – Small aids for great organisation.



	Insetbox height 63 mm	Insetbox height 95 mm	L-BOXX G4 series	L-BOXX G series	i-BOXX G	SR-BOXX 24-8 XL
U3	<div><b>Insetbox U3 H63 G</b> Part no. 6000010910 PU: 17 pieces <b>30% discount</b></div>					
Ux6	<div><b>Insetbox Ux6 H63</b> Part no. 6000010912 PU: 15 pieces <b>30% discount</b></div>	<div><b>Insetbox Ux6 H95</b> Part no. 6000010913 PU: 10 pieces <b>30% discount</b></div>				
1.5x4		<div><b>Insetbox 1.5x4 H95</b> Part no. 6000011740 PU: 16 pieces <b>30% discount</b></div>				
1.5x5	<div><b>Insetbox 1.5x5 H63</b> Part no. 6000010909 PU: 18 pieces <b>30% discount</b></div>					
Dividers	<div><b>Divider insetbox U3 H63 G</b> Part no. 6000010911</div>					
	<div><b>Divider insetbox Ux6 H63</b> Part no. 6000010915</div>	<div><b>Divider insetbox Ux6 H95</b> Part no. 6000010917</div>				
		<div><b>Divider insetbox 1.5x4 H95</b> Part no. 6000011741</div>				



The **insetboxes with a height of 63 mm** fit in all cases and BOXXes and can be subdivided further with dividers as of a grid size of 1x2. This height is ideal for sorting your small components and consumables and increasing organisation.

The **insetbox height of 95 mm** was developed specifically for the L-BOXX 136 G4, the metal case KM 330 and the drawer height 8 and higher. The insetboxes can be subdivided as desired with dividers. They can safely store large quantities of small components as well as larger consumables.





The sturdy case for tough everyday use.

# Metal cases



Simplified working through one-handed operation



Interior with customised subdivision



Integration in all Sortimo transport solutions possible



Foam insert in the lid prevents mixing of small parts

**Metal case** – The sturdy case for tough everyday use.



# The metal case

The legendary metal case from Sortimo – a classic continuously developed further since 1973. Available in four different sizes, it offers the ultimate in work convenience for various fields of use.



## Metal case KM (small components case)

The small components case (KM) has an insetbox set that makes it possible to store small parts tidily and allow quick access to them. The layout of the insetboxes can be rearranged as required, it is also possible to remove individual insetboxes. Sortimo also offers adhesive labels in various colours for individual labelling.

from Page 170



## Metal case WM (tool case)

The tool case (WM) uses a divider insert to allow free positioning of dividers for individual subdivision of the interior. This means that equipment is always securely stowed away and power tools are transported safely. The dividers come in predefined sets, but also allow individual combination for your own configuration.

from Page 177




## Metal case DK (nozzle case)

The nozzle case (DK) with foam insert is designed specifically for heating burner nozzles. It is the ideal solution for safe and protected transport of burner nozzles and lets you see immediately when the stock levels start to fall.

from Page 173

Metal case – The sturdy case for tough everyday use.



Metal case KM (small components case)

Empty small components cases can be equipped with insetboxes as daily needs require.


Designation	Dimensions (WxDxH) / weight	Product description	Article no.
1 Metal case KM 320	Dimensions: 440 x 330 x 66 mm Weight: 2.6 kg	Metal case for storing insetboxes height 63 mm. (Optional combination of insetbox heights 31 mm / 31 mm in conjunction with an intermediate floor)	5228000
2 Metal case KM 330	Dimensions: 440 x 330 x 100 mm Weight: 3.0 kg	Metal case for storing insetboxes height 95 mm. (Optional combination of insetbox heights 63 mm / 31 mm in conjunction with an intermediate floor)	5228390
3 Metal case KM 340	Dimensions: 440 x 330 x 130 mm Weight: 3.52 kg	Metal case for storing insetboxes. (Optional combination of insetbox heights 31 mm / 95 mm as well as 63 mm / 63 mm in conjunction with an intermediate floor)	5228550
4 Metal case KM 350	Dimensions: 440 x 330 x 170 mm Weight: 3.68 kg	Metal case for storing insetboxes. (Optional combination of insetbox heights 63 mm / 95 mm in conjunction with an intermediate floor)	5228710



All insetboxes from size 1 x 2 can be further subdivided.

Metal case KM 320

The following pre-configured sets with insetboxes are available to you for the daily challenges in storage and safe transport of small parts.






Product description		Article no.
 	<b>Metal case KM 321 incl. 8 insetboxes H63</b> <b>Dimensions (WxDxH):</b> 440 x 330 x 66 mm <b>Weight:</b> 3.59 kg Metal case with 8-16 subdivision options for height 63 mm (8x IB 2x3, 4x DIV IB 2x0, 4x DIV IB 1x0).	1000011066
	<b>Insetbox set without metal case</b>	1000011038
 	<b>Metal case KM 321 incl. 12 insetboxes H63</b> <b>Dimensions (WxDxH):</b> 440 x 330 x 66 mm <b>Weight:</b> 3.65 kg Metal case with 24-32 subdivision options for height 63 mm (12x IB 2x2, 4x DIV IB 2x0, 4x DIV IB 1x0).	1000011065
	<b>Insetbox set without metal case</b>	1000011039
 	<b>Metal case KM 321 incl. 23 insetboxes H63</b> <b>Dimensions (WxDxH):</b> 440 x 330 x 66 mm <b>Weight:</b> 3.76 kg Metal case with 23-31 subdivision options for height 63 mm (12x IB 1x1, 6x IB 1x2, 3x IB 2x2, 2x IB 2x3, 4x DIV IB 2x0, 4x DIV IB 1x0 H63).	1000011067
	<b>Insetbox set without metal case</b>	1000011030
 	<b>Metal case KM 321 incl. 24 insetboxes H63</b> <b>Dimensions (WxDxH):</b> 440 x 330 x 66 mm <b>Weight:</b> 3.75 kg Metal case with 24-28 subdivision options for height 63 mm (24x IB 1x2, 4x DIV IB 1x0).	1000011064
	<b>Insetbox set without metal case</b>	1000012358
 	<b>Metal case KM 321 incl. 48 insetboxes H63</b> <b>Dimensions (WxDxH):</b> 440 x 330 x 66 mm <b>Weight:</b> 3.88 kg Metal case with 48 subdivision options at height 63 mm (48x IB 1x1).	1000011063
	<b>Insetbox set without metal case</b>	1000012357

Metal case – The sturdy case for tough everyday use.






Metal case KM 330

Our new insetbox height of 95 mm is ideal for larger consumables and a large number of specific small parts. Various combinations of insetbox heights of 31 mm, 63 mm and 95 mm are also possible for the metal case 330.

Product description		Article no.
 	<b>Metal case KM 332 incl. 8 insetboxes H95</b> <b>Dimensions (WxDxH):</b> 440 x 330 x 100 mm <b>Weight:</b> 4.41 kg 8-16 subdivision options at height 95 mm (6x IB 2x2, 2x IB 2x6, 4x DIV IB 2x0, 4x DIV IB 1x0).	1000011070
	<b>Insetbox set without metal case</b>	1000011041
  	<b>Metal case KM 332 including insetbox set H31 and H63</b> <b>Dimensions (WxDxH):</b> 440 x 330 x 100 mm <b>Weight:</b> 5.41 kg 53-61 subdivision options on 2 levels (upper height 31 mm: 18x IB 1x1, 9x IB 1x2, 3x IB 2x2; lower height 63 mm: 12x IB 1x1, 6x IB 1x2, 3x IB 2x2, 2x IB 2x3, 4x DIV IB 2x0, 4x DIV IB 1x0).	1000011068
	<b>Intermediate floor without metal case and insetboxes</b>	5232816

Metal case KM 340

It is possible to protect and transport a multitude of small parts on two levels in just one metal case. Combinations of the insetbox heights 31 mm / 95 mm and 63 mm / 63 mm with the corresponding intermediate floors are possible here.

Product description		Article no.
  	<b>Metal case KM 342 incl. 2 insetbox sets H63</b> <b>Dimensions (WxDxH):</b> 440 x 330 x 130 mm <b>Weight:</b> 6.42 kg 46-54 subdivision options on 2 levels at height 63 mm (upper: 12x IB 1x1, 6x IB 1x2, 3x IB 2x2, 2x IB 2x3; lower: 12x IB 1x1, 6x IB 1x2, 3x IB 2x2, 2x IB 2x3, 4x DIV IB 2x0, 4x DIV IB 1x0).	1000011069
	<b>Intermediate floor without metal case and insetboxes</b>	5232823

Metal case DK 321

The special case for the HVAC trade for organised transport of heating burner nozzles.

Product description		Article no.
	<b>Metal case DK 321</b> <b>Dimensions (WxDxH):</b> 440 x 330 x 66 mm <b>Weight:</b> 3.89 kg Metal case for the HVAC industry for storing heating burner nozzles. (165 nozzles, Ø 22 mm)	5228338
	<b>Foam insert without metal case</b>	5200532







Labelling from Page 295




Further insetbox sets

Insetbox sets in a height of 63 mm are ideal for the metal case KM 320 – and in a height of 95 mm, perfect for the metal case KM 330.

Designation		Dimensions (WxDxH) / weight	Product description	Article no.
<b>Insetbox set 4 pcs. H63</b>		Dimensions: 418 x 314 x 63 mm Weight: 0.82 kg	4-12 subdivision options for height 63 mm (4x IB 2x6, 4x DIV IB 1x0, 4x DIV IB 2x0).	1000011037
<b>Insetbox set 16 pcs. H63</b>		Dimensions: 418 x 314 x 63 mm Weight: 0.97 kg	16-24 subdivision options for height 63 mm (6x IB 1x1, 4x IB 1x2, 2x IB 2x2, 1x IB 2x3, 2x IB 1x4, 1x IB 2x6, 4x DIV IB 1x0, 4x DIV IB 2x0).	1000011040
<b>Insetbox set 4 pcs. H95</b>		Dimensions: 418 x 314 x 97 mm Weight: 1.09 kg	4-8 subdivision options for height 95 mm (4x IB 2x6, 4x DIV IB 2x0).	1000011111
<b>Insetbox set 9 pcs. H95</b>		Dimensions: 418 x 314 x 97 mm Weight: 1.23 kg	9-17 subdivision options for height 95 mm (4x IB 2x2, 2x IB 2x3, 2x IB 1x4, 1x IB 2x6, 4x DIV IB 1x0, 4x DIV IB 2x0).	1000011112

Metal case – The sturdy case for tough everyday use.




Single divider insert


The divider inserts enable dividers and slotted dividers to be fixed inside the case – available for all case heights.

Designation	Dimensions (WxDxH) / weight	Product description	Article no.
Divider insert 320	Dimensions: 420 x 45 x 30 mm Weight: 0.12 kg	Suitable for metal case 320 (case height 66 mm).	49232960
Divider insert 330	Dimensions: 430 x 80 x 35 mm Weight: 0.22 kg	Suitable for metal case 330 (case height 100 mm).	49232977
Divider insert 340	Dimensions: 32 x 420 x 107 mm Weight: 0.32 kg	Suitable for metal case 340 (case height 130 mm).	49232984

Divider insert 350	Dimensions: 420 x 145 x 3 mm Weight: 0.42 kg	Suitable for metal case 350 (case height 170 mm).	49232991
--------------------	---	---	----------


Grid foam insert

	Product description	Article no.
	<b>Grid foam insert</b> <b>Dimensions (WxDxH):</b> 310 x 210 x 60 mm <b>Weight:</b> 0.1 kg Grid foam insert for all metal cases (2 pieces per case) with detachable foam blocks (15 x 15 mm).	5200709

	<b>Tool mat</b> <b>Dimensions (WxDxH):</b> 310 x 414 x 3.8 mm <b>Weight:</b> 0.13 kg The anti-slip inlay mat prevents noise.	651003661
---	---	-----------















Metal case – The sturdy case for tough everyday use.



Dividers and slotted dividers

Sortimo offers a choice between various dividers per case height for individual subdivision of the interior.

				
	Metal case WM 320	Metal case WM 330	Metal case WM 340	Metal case WM 350
 	<b>Slotted divider 309x62 for metal case WM 320/321</b> Part no. 5267641	<b>Slotted divider 309x93 for metal case WM 330/331</b> Part no. 5267740	<b>Slotted divider 309x127 for metal case WM 340/341</b> Part no. 5267849	<b>Slotted divider 309x161 for metal case WM 350/351</b> Part no. 5267948
	Slotted divider for subdividing the metal case across the width and for attaching dividers.			
 	<b>Divider 145x62 for metal case WM 320/321</b> Part no. 5267603	<b>Divider 145x93 for metal case WM 330/331</b> Part no. 5267702	<b>Divider 145x127 for metal case WM 340/341</b> Part no. 5267801	<b>Divider 145x161 for metal case WM 350/351</b> Part no. 5267900
	Divider (1/3 case width) for subdividing the metal case across the depth, in combination with the respective slotted divider.			
 	<b>Divider 262x62 for metal case WM 320/321</b> Part no. 5267610	<b>Divider 262x93 for metal case WM 330/331</b> Part no. 5267719	<b>Divider 262x127 for metal case WM 340/341</b> Part no. 5267818	<b>Divider 262x161 for metal case WM 350/351</b> Part no. 5267917
	Divider (2/3 case width) for subdividing the metal case across the depth, in combination with the respective slotted divider.			
 	<b>Divider 415x62 suitable for metal case WM 320</b> Part no. 5267634	<b>Divider 415x93 suitable for metal case WM 330</b> Part no. 5267733	<b>Divider 415x127 suitable for metal case WM 340</b> Part no. 5267832	<b>Divider 415x161 suitable for metal case WM 350</b> Part no. 5267931
	Divider 415x62 for metal case WM 320. Divider to subdivide the metal case across the depth.			



The champion in organisation.

# T-BOXX G



Small components  
in view at all times



Easy to carry  
with a rubberised grip



Cost-savings due  
to long service life





Flexibility via the removal  
of individual insetboxes

T-BOXX G – The champion in organisation.





T-BOXX G including insetbox set

The T-BOXX G not only gives you a clear view of what you have got with you, but also allows convenient and safe transport of small parts to every place of use. The optimal insetbox height for the T-BOXX G is 63 mm – in combination with an intermediate floor, two levels with an insetbox height of 31 mm are also possible.

Product description		Article no.
	<b>T-BOXX G empty</b> <b>Dimensions (WxDxH):</b> 442 x 351 x 80 mm <b>Weight:</b> 1.59 kg T-BOXX G, empty for individual equipping.	6000010978
 	<b>T-BOXX G incl. 4 insetboxes H63</b> <b>Dimensions (WxDxH):</b> 440 x 350 x 80 mm <b>Weight:</b> 2.33 kg 4-12 subdivision options for height 63 mm (4x IB 2x6, 4x DIV IB 1x0, 4x DIV IB 2x0).	6000010984
	<b>Insetbox set without T-BOXX G</b>	1000011037
 	<b>T-BOXX G incl. 8 insetboxes H63</b> <b>Dimensions (WxDxH):</b> 440 x 350 x 80 mm <b>Weight:</b> 2.35 kg 8-16 subdivision options for height 63 mm (8x IB 2x3, 4x DI IB 1x0, 4x DI IB 2x0).	6000010983
	<b>Insetbox set without T-BOXX G</b>	1000011038
 	<b>T-BOXX G incl. 12 insetboxes H63</b> <b>Dimensions (WxDxH):</b> 440 x 350 x 80 mm <b>Weight:</b> 2.42 kg 12-20 subdivision options for height 63 mm (12x IB 2x2, 4x DIV IB 1x0, 4x DIV IB 2x0).	6000010982
	<b>Insetbox set without T-BOXX G</b>	1000011039
 	<b>T-BOXX G incl. 16 insetboxes H63</b> <b>Dimensions (WxDxH):</b> 440 x 350 x 80 mm <b>Weight:</b> 2.48 kg 16-24 subdivision options for height 63 mm (6x IB 1x1, 4x IB 1x2, 2x IB 2x2, 2x IB 1x4, 1x IB 2x3, 1x IB 2x6, 4x DIV IB 1x0, 4x DIV IB 2x0).	6000010981
	<b>Insetbox set without T-BOXX G</b>	1000011040

Product description		Article no.
 	<b>T-BOXX G incl. 23 insetboxes H63</b> <b>Dimensions (WxDxH):</b> 440 x 350 x 80 mm <b>Weight:</b> 2.53 kg 23-31 subdivision options for height 63 mm (12x IB 1x1, 6x IB 1x2, 3x IB 2x2, 2x IB 2x3, 4x DIV IB 1x0 H63, 4x DIV IB 2x0).	6000010980
	<b>Insetbox set without T-BOXX G</b>	1000011030
 	<b>T-BOXX G incl. 45 insetboxes H31</b> <b>Dimensions (WxDxH):</b> 440 x 350 x 80 mm <b>Weight:</b> 3.25 kg 45 subdivision options on 2 levels at height 31 mm (upper: 22x IB 1x1, 11x IB 1x2; lower: 12x IB 2x2) and box insert 31 mm.	1000011129
	<b>Intermediate floor without T-BOXX G</b>	1000011084
 	<b>T-BOXX G incl. 48 insetboxes H63</b> <b>Dimensions (WxDxH):</b> 440 x 350 x 80 mm <b>Weight:</b> 2.64 kg 48 subdivision options for height 63 mm (48x insetbox 1x1).	6000010979
	<b>Insetbox set without T-BOXX G</b>	1000012357
 	<b>T-BOXX G incl. IB set 24 pcs. H63</b> <b>Dimensions (WxDxH):</b> 0 x 0 x 0 mm <b>Weight:</b> 0.00 kg 24-28 subdivision options for height 63 mm (24x IB 1x2, 4x DIV IB 1x0).	6000012300

T-BOXX G hook-in adapter

Product description		Article no.
 	<b>T-BOXX G hook-in adapter SET</b> <b>Dimensions (WxDxH):</b> 215 x 155 x 30 mm <b>Weight:</b> 0.30 kg The T-BOXX G hook-in adapter for securing a T-BOXX G to the Sortimo perforated aluminium grid or to a flat surface.	6000011351

Tool tray inlays – High-quality tool sets from Gedore.



The tool tray insert can be integrated optimally in the T-BOXX G and metal case WM 320. The format of the insert corresponds to the Sortimo insetbox grid 3x6 and 6x6 respectively and can thus be combined optimally with insetboxes. The tools are transported safely and tidily in the foam insert. Furthermore, it is in two colours so that you can immediately see if tools are missing. The material of the insert is resistant to oils and greases, and is easy to clean with water.

	Product description	Article no.
	<b>Gedore range of pliers in tool tray inlay 3x6</b> <b>Dimensions (WxDxH):</b> 157 x 310 x 35 mm <b>Weight:</b> 1.22 kg including universal pliers 142 10 JC; power combination pliers 8250-180 JC; flat round pliers 8132-160 JC; power side cutters 8316-160 JC.	6000010782
	<b>Gedore set of sockets 1/2" hexagon in tool tray inlay 3x6</b> <b>Dimensions (WxDxH):</b> 157 x 310 x 35 mm <b>Weight:</b> 2.79 kg including socket inserts 10 mm - 24 mm; 26 mm; 27 mm; 28 mm; 30 mm; 32 mm; screwdriver inserts IN19 6; 7; 8; 9; 10; 12; 14.	6000010783
	<b>Gedore socket wrench assortment 1/4" in tool tray inlay 3x6</b> <b>Dimensions (WxDxH):</b> 157 x 310 x 35 mm <b>Weight:</b> 0.84 kg including socket inserts 4 mm - 14 mm; IN 20 screwdriver inserts 4, 5, 6, 8; screwdriver inserts T8, T9, T10, T15, T20, T25, T27, T30, T40; socket inserts TX E4, E5, E6, E7, E8, E10; cross handle 1/4"; extension; reversible ratchet; universal joint; square handle 1/4".	6000010786
	<b>Gedore chisel assortment in tool tray inlay 3x6</b> <b>Dimensions (WxDxH):</b> 157 x 310 x 35 mm <b>Weight:</b> 1.42 kg including 100-12 centre punch; 99 12-5 drift; 97-250 flat chisel; 98-125 cross chisel; 119-1,5 split-pin driver; 119-3 split-pin driver; 119-4 split-pin driver; 600 H-300 mechanic's hammer.	6000010790
	<b>Gedore double open-ended spanner set in tool tray inlay 3x6</b> <b>Dimensions (WxDxH):</b> 157 x 310 x 35 mm <b>Weight:</b> 1.44 kg including socket inserts 10 mm - 24 mm; 26 mm; 27 mm; 28 mm; 30 mm; 32 mm; screwdriver inserts IN19 6; 7; 8; 9; 10; 12; 14.	6000010791

	Product description	Article no.
	including accessories for socket inserts cross-handle 1/2" 1987; extension 1990-5; extension 1990-10; universal joint 1995; reversible ratchet 1/2" 1993 U-20.	6000010784
	Incl. double ring spanners 6x7 mm; 8x9 mm; 10x11 mm; 12x13 mm; 14x15 mm; 16x17 mm; 18x19 mm; 20x22 mm.	6000010785
	including 3K screwdriver 4, 5.5, 6.5, 8; screwdriver PZ1; screwdriver PZ2.	6000010787
	including 3K screwdriver TORX T8, T10, T15, T20, T25, T30.	6000010788
	including socket inserts 6 mm - 19 mm; screwdriver inserts 4, 5, 6, 8, 10; cross-handle 3/8"; 3090-5 extension; 3090-10 extension; U-10 reversible ratchet; universal joint.	6000010789
	Including open-ended spanners with ring ratchet 8 mm; 10 mm; 12 mm; 13 mm; 14 mm; 15 mm; 16 mm; 17 mm; 18 mm; 19 mm.	6000010792
	including installation pliers A 1; A 2; A 21; J 1; J 2; J 21.	6000010793
	including screwdriver inserts IN 19 6, 7, 8, 10, 12, 14 and screwdriver inserts IN 19 L 6-140, 7-140, 8-140, 9-140, 10-140, 12-140, 14-140.	6000010794
	including 142 10 JC universal pliers; VDE 8250-180 H power combination pliers and VDE 8132-160 H VDE flat round pliers.	6000010795
	including VDE 2170 screwdriver 4 mm; 5.5 mm; 6.5 mm; 8 mm and VDE 2160 screwdriver PZ1 and PZ2.	6000010796
	including ring open-ended spanners (7) 6 mm - 22 mm and PH 42-88 angle screwdriver kit.	6000010798
	including ring open-ended spanners (1B) 6 mm - 21 mm.	6000010797



Also suitable for metal case WM 320.  
(Metal case WM 321 without dividers)



The stacking champions for all-rounders.

# L-BOXXes G/G4



Click system  
for secure combined transport



Safety through integration  
in Sortimo van racking systems




Organisation by means  
of colour-coded labelling



Anti-theft protection also  
with interconnected G4 L-BOXXes

## L-BOXXes G/G4 – The stacking champions for all-rounders.



### Insetboxes

Thanks to the insetbox grid on the bottom of the L-BOXX 102 G4 and L-BOXX 136 G4, insetboxes can be arranged individually and removed at any time when needed. Small components are transported safely and stock levels are visible at all times. The insetboxes can also be integrated in the L-BOXX 238 G and L-BOXX 374 G using an intermediate floor.

from Page 189



### Mobility

Sortimo offers a range of transport options to optimise trips to work – naturally tailored to meet everyday needs. The BOXXes range with mobility solutions not only saves time, but also increases efficiency when it comes to the transport of tools and materials. Stowed safely in the vehicle for an easy trip to the place of use.

from Page 205



### L-BOXX inserts

To meet the daily challenges in the transport and storage of materials, Sortimo offers a range of inserts with which the L-BOXX G/G4 can be adapted to individual requirements. Sortimo thus offers the ideal storage solution and optimises work procedures for various applications.

from Page 196



### Dividers

The many different divider combinations offer the optimum in tidiness and organisation. That allows effective work while simultaneously protecting the contents. Larger tools and work utensils are transported safely and stored tidily. The dividers are available individually or in a preconfigured set.

from Page 191



### Tool storage

Tool modules enable tidy and structured storage of tools. Sortimo offers solutions for the interior as well as for the side tool cards on the outer side walls. This guarantees quick access and makes work procedures even more efficient, resulting in an immense saving of time in your routine daily work.

from Page 201




### Worktops

The worktops can be fastened to the BOXX lids quickly and easily to convert the L-BOXX G/G4 to a mobile workplace for minor adaptations at the work site. Sortimo offers a choice of four different work tops.

from Page 208

L-BOXXes G/G4 – The stacking champions for all-rounders.



L-BOXXes empty











The practical L-BOXXes made of shock- and impact-resistant ABS plastic are available in four different sizes that are compatible with each other. The BOXXes can be equipped individually as required with insetboxes, dividers and various inserts.

	Designation	Dimensions (WxDxH) / weight	Article no.
1	L-BOXX 102 G4	Dimensions: 444 x 360 x 118 mm Weight: 1.72 kg	6000010876
2	L-BOXX 136 G4	Dimensions: 444 x 360 x 152 mm Weight: 1.78 kg	6000010877
3	L-BOXX 238 G	Dimensions: 442 x 357 x 253 mm Weight: 2.8 kg	6000010992
4	L-BOXX 374 G	Dimensions: 442 x 357 x 389 mm Weight: 3.4 kg	6000010994



L-BOXX 102 G4 with insetbox set

Preconfigured L-BOXX 102 G4 with insetbox sets with a height of 63 mm and lid insert for tidy sorting of small components and consumables.

Product description		Article no.
 	<b>L-BOXX 102 G4 incl. 7 insetboxes H63</b> <b>Dimensions (WxDxH):</b> 444 x 360 x 118 mm <b>Weight:</b> 2.69 kg 7-13 subdivision options for height 63 mm (2x IB Ux6 incl. 2 DIV, 5x IB 2x3, 2x DIV IB 1x0, 2x DIV IB 2x0) and a lid insert.	1000011328
	<b>Insetbox set without L-BOXX</b>	1000011029
 	<b>L-BOXX 102 G4 incl. 8 insetboxes H63</b> <b>Dimensions (WxDxH):</b> 444 x 360 x 118 mm <b>Weight:</b> 2.71 kg 7-13 subdivision options for height 63 mm (2x IB Ux6 incl. 2 DIV, 5x IB 2x3, 2x DIV IB 1x0, 2x DIV IB 2x0) and a lid insert.	1000011314
	<b>Insetbox set without L-BOXX</b>	1000011033
 	<b>L-BOXX 102 G4 incl. 12 insetboxes H63</b> <b>Dimensions (WxDxH):</b> 444 x 360 x 118 mm <b>Weight:</b> 2.79 kg 12-22 subdivision options for height 63 mm (2x IB Ux6 incl. 2 DIV, 2x IB 1x1, 3x IB 1x2, 2x IB 2x2, 1x IB 2x3, 2x IB 1x4, 4x DIV IB 1x0, 4x DIV IB 2x0) and lid insert.	1000011315
	<b>Insetbox set without L-BOXX</b>	1000011031
 	<b>L-BOXX 102 G4 incl. 32 insetboxes H63</b> <b>Dimensions (WxDxH):</b> 444 x 360 x 118 mm <b>Weight:</b> 2.82 kg 32-34 subdivision options for height 63 mm (2x IB Ux6 incl. 2 DIV, 30x IB 1x1) and lid insert.	1000011316
	<b>Insetbox set without L-BOXX</b>	1000011032
 	<b>L-BOXX 102 G4 incl. 30 insetboxes H31/H63</b> <b>Dimensions (WxDxH):</b> 444 x 360 x 118 mm <b>Weight:</b> 3.31 kg 30-32 subdivision options on 2 levels (lower: 2x IB Ux6 H63 incl. 2 DIV, 6x IB 1x1 H31, 4x IB 1x2 H31, 4x IB 2x2 H31; upper: 6x IB 1x1 H31, 4x IB 1x2 H31, 4x IB 2x2 H31) and lid insert.	1000011317
	<b>Intermediate floor without L-BOXX</b>	1000011088

L-BOXXes G/G4 – The stacking champions for all-rounders.



L-BOXX 136 G4 with insetbox set

Preconfigured L-BOXX 136 G4 with insetbox sets with a height of 95 mm and lid insert for storage of large quantities of small components and consumables.







Product description		Article no.	
		<b>L-BOXX 136 G4 incl. 6 insetboxes H95</b> <b>Dimensions (WxDxH):</b> 444 x 360 x 152 mm <b>Weight:</b> 3.11 kg 6-14 subdivision options for height 95 mm (2x IB Ux6 incl. 2 DIV, 3x IB 2x3, 1x IB 2x6, 2x DIV IB 1x0, 4x DIV IB 2x0) and a lid insert.	1000011333
	<b>Insetbox set without L-BOXX</b>		1000011034
		<b>L-BOXX 136 G4 incl. 7 insetboxes H95</b> <b>Dimensions (WxDxH):</b> 444 x 360 x 152 mm <b>Weight:</b> 3.18 kg 7-15 subdivision options for height 95 mm (2x IB Ux6 incl. 2 DIV, 2x IB 2x2, 1x IB 2x3, 1x IB 1x4, 1x IB 2x6, 2x DIV IB 1x0, 4x DIV IB 2x0) and a lid insert.	1000011334
	<b>Insetbox set without L-BOXX</b>		1000011036
		<b>L-BOXX 136 G4 incl. 8 insetboxes H95</b> <b>Dimensions (WxDxH):</b> 444 x 360 x 152 mm <b>Weight:</b> 3.14 kg 8-16 subdivision options for height 95 mm (2x IB Ux6 incl. 2 DIV, 3x IB 2x2, 3x IB 2x3, 2x DIV IB 1x0, 4x DIV IB 2x0) and a lid insert.	1000011335
	<b>Insetbox set without L-BOXX</b>		1000011035
		<b>Lid insert EPP L-BOXX G4</b> <b>Dimensions (WxDxH):</b> 438 x 327 x 28 mm <b>Weight:</b> 0.07 kg The lid insert is suitable for the L-BOXX 102 G4 or 136 G4 and seals the top of the insetboxes or small component trays stored in the BOXX, preventing the contents from becoming mixed up.	1000011324



Insetboxes from Page 161

L-BOXX 238 G and L-BOXX 374 G with insetbox set (and divider set)

Preconfigured L-BOXX G with insetbox set (height 63 mm) on intermediate floor, a divider set with 4 different subdivision options and a lid insert. Combined transport of small components, tools and other work utensils is thus possible without problem.

Product description		Article no.
 	<b>L-BOXX 238 G incl. divider set 4F and 12 insetboxes H63</b> <b>Dimensions (WxDxH):</b> 442 x 357 x 253 mm <b>Weight:</b> 5.2 kg Divider set (4 subdivisions), above 12-20 subdivision options for height 63 mm (2x IB U3 G incl. 2 DIV, 2x IB 1x1, 3x IB 1x2, 2x IB 2x2, 1x IB 2x3, 2x IB 1x4, 4x DIV IB 1x0, 2x DIV IB 2x0) and lid insert.	1000011141
	<b>Intermediate floor without insetbox set and L-BOXX</b>	1000011089
	<b>Intermediate floor incl. insetbox set without L-BOXX</b>	1000011148
 	<b>L-BOXX 374 G incl. divider set 4F and 12 insetboxes H63</b> <b>Dimensions (WxDxH):</b> 442 x 357 x 389 mm <b>Weight:</b> 6.5 kg Divider set (4 divisions), including 12-20 subdivision options for height 63 mm (2x IB U3 G incl. 2 DIV, 2x IB 1x1, 3x IB 1x2, 2x IB 2x2, 1x IB 2x3, 2x IB 1x4, 4x DIV IB 1x0, 4x DIV IB 2x0) and lid insert.	1000011197
	<b>Intermediate floor without insetbox set and L-BOXX</b>	1000011089
	<b>Intermediate floor incl. insetbox set without L-BOXX</b>	1000011148
 	<b>Lid insert for the L-BOXX G range</b> <b>Dimensions (WxDxH):</b> 405 x 321 x 22 mm <b>Weight:</b> 0.05 kg The lid insert is suitable for the L-BOXX 238 G, L-BOXX 374 G and LS-BOXX 306 G and seals the top of the insetboxes or small component trays stored in the BOXX, preventing the contents from becoming mixed up.	121014678









L-BOXXes G/G4 – The stacking champions for all-rounders.



L-BOXX G/G4 incl. divider set

Sortimo offers ready-made divider sets for safe transport of tools and storage of larger work utensils in the L-BOXX G/G4.

Product description		Article no.
 	<b>L-BOXX 102 G4 incl. divider set 3F</b> <b>Dimensions (WxDxH):</b> 444 x 360 x 118 mm <b>Weight:</b> 2.32 kg L-BOXX 102 G4 with divider set (3 subdivisions) and lid insert.	1000011330
	<b>Divider set without L-BOXX</b>	1000011195
 	<b>L-BOXX 102 G4 incl. divider set 4F</b> <b>Dimensions (WxDxH):</b> 444 x 360 x 118 mm <b>Weight:</b> 2.33 kg L-BOXX 102 G4 with divider set (4 subdivisions) and lid insert.	1000011331
	<b>Divider set without L-BOXX</b>	1000011250
 	<b>L-BOXX 136 G4 incl. divider set 4F</b> <b>Dimensions (WxDxH):</b> 444 x 360 x 152 mm <b>Weight:</b> 2.46 kg L-BOXX 136 G4 with divider set (4 subdivisions) and lid insert.	1000011337
	<b>Divider set without L-BOXX</b>	1000011231













Product description		Article no.
 	<b>L-BOXX 238 G incl. divider set 3F and 3 insetboxes H63</b> <b>Dimensions (WxDxH):</b> 442 x 357 x 253 mm <b>Weight:</b> 5.0 kg Divider set (3 subdivisions), above 3-6 subdivision options for height 63 mm (3x IB 2x6 incl. 3x DIV IB 2x0) and lid insert.	1000011145
 	<b>L-BOXX 238 G incl. divider set 4F and 12 insetboxes H63</b> <b>Dimensions (WxDxH):</b> 442 x 357 x 253 mm <b>Weight:</b> 5.2 kg Divider set (4 subdivisions), above 12-20 subdivision options for height 63 mm (2x IB U3 G incl. 2 DIV, 2x IB 1x1, 3x IB 1x2, 2x IB 2x2, 1x IB 2x3, 2x IB 1x4, 4x DIV IB 1x0, 2x DIV IB 2x0) and lid insert.	1000011141
 	<b>L-BOXX 374 G incl. divider set 3F and 3 insetboxes H63</b> <b>Dimensions (WxDxH):</b> 442 x 357 x 389 mm <b>Weight:</b> 5.1 kg Divider set (3 subdivisions), above 3-6 subdivision options for height 63 mm (3x IB 2x6, 3x DIV IB 2x0) and lid insert.	1000011249
 	<b>L-BOXX 374 G incl. divider set 4F and 12 insetboxes H63</b> <b>Dimensions (WxDxH):</b> 442 x 357 x 389 mm <b>Weight:</b> 6.5 kg Divider set (4 subdivisions), above 12-20 subdivision options for height 63 mm (2x IB U3 G incl. 2 DIV, 2x IB 1x1, 3x IB 1x2, 2x IB 2x2, 1x IB 2x3, 2x IB 1x4, 4x DIV IB 1x0, 4x DIV IB 2x0) and lid insert.	1000011197

L-BOXXes G/G4 – The stacking champions for all-rounders.



Dividers and slotted dividers

Sortimo offers a choice between various dividers per BOXX height for individual subdivision of the interior.

				
	L-BOXX 102	L-BOXX 136	L-BOXX 238	L-BOXX 374
 	<b>Divider 140 x 60 mm for the L-BOXX 102 G4</b> Art. No. 1000002926	<b>Divider 140 x 100 mm for the L-BOXX 136 G4</b> Art. No. 1000002930	<b>Divider 137 x 130 mm for the L-BOXX 238 G</b> Art. No. 121017248	<b>Divider 137 x 255 mm for the L-BOXX 374 G</b> Art. No. 1000000094
	The divider provides organisation for the L-BOXX across the width in combination with a divider frame and slotted divider (354 mm).			
 	<b>Divider 173 x 60 mm for the L-BOXX 102 G4</b> Art. No. 1000002927	<b>Divider 173 x 100 mm for the L-BOXX 136 G4</b> Art. No. 1000002931	<b>Divider 173 x 130 mm for the L-BOXX 238 G</b> Art. No. 121017249	<b>Divider 173 x 255 mm for the L-BOXX 374 G</b> Art. No. 1000000098
	The divider provides organisation for the L-BOXX across the depth in combination with a divider frame and slotted divider (288 mm).			
 	<b>Slotted divider 288 x 60 mm for the L-BOXX 102 G4</b> Art. No. 1000002924	<b>Slotted divider 288 x 100 mm for the L-BOXX 136 G4</b> Art. No. 1000002928	<b>Slotted divider 283 x 130 mm for the L-BOXX 238 G</b> Art. No. 121017246	<b>Slotted divider 283 x 255 mm for the L-BOXX 374 G</b> Art. No. 1000000088
	The slotted divider provides organisation for the L-BOXX across the width in combination with a divider frame.			
 	<b>Slotted divider 354 x 60 mm for the L-BOXX 102 G4</b> Art. No. 1000002925	<b>Slotted divider 354 x 100 mm for the L-BOXX 136 G4</b> Art. No. 1000002929	<b>Slotted divider 354 x 130 mm for the L-BOXX 238 G</b> Art. No. 121017247	<b>Slotted divider 354 x 255 mm for the L-BOXX 374 G</b> Art. No. 1000000093
	The slotted divider provides organisation for the L-BOXX across the depth in combination with a divider frame.			



L-BOXXes G/G4 – The stacking champions for all-rounders.



L-BOXX incl. recess insert

Product description		Article no.
 	<b>L-BOXX 102 G4 incl. small component tray 5 recesses</b> <b>Dimensions (WxDxH):</b> 444 x 360 x 118 mm <b>Weight:</b> 2.15 kg L-BOXX 102 G4 with small component tray (5 recesses) and lid insert.	1000011332
	<b>Small component tray without L-BOXX</b>	6000010967
 	<b>L-BOXX 102 G4 incl. small component tray 8 recesses</b> <b>Dimensions (WxDxH):</b> 444 x 360 x 118 mm <b>Weight:</b> 2.15 kg L-BOXX 102 G4 with small component tray (8 recesses) and lid insert.	1000011318
	<b>Small component tray without L-BOXX</b>	6000010969
 	<b>L-BOXX 136 G4 incl. small component tray 4 recesses</b> <b>Dimensions (WxDxH):</b> 444 x 360 x 152 mm <b>Weight:</b> 2.28 kg L-BOXX 136 G4 with small component tray (4 recesses) and lid insert.	1000011338
	<b>Small component tray without L-BOXX</b>	6000010966
 	<b>L-BOXX 136 G4 incl. small component tray 8 recesses</b> <b>Dimensions (WxDxH):</b> 444 x 360 x 152 mm <b>Weight:</b> 2.28 kg L-BOXX 136 G4 with small component tray (8 recesses) and lid insert.	1000011321
	<b>Small component tray without L-BOXX</b>	6000010970

L-BOXX incl. first aid inlay

Product description		Article no.
 	<b>L-BOXX 102 G4 first aid</b> <b>Dimensions (WxDxH):</b> 444 x 360 x 118 mm <b>Weight:</b> 2.99 kg L-BOXX 102 G4 first aid with contents as per DIN 13157.	1000011313

L-BOXX incl. grid foam insert

Product description		Article no.
 	<b>L-BOXX 102 G4 incl. grid foam insert</b> <b>Dimensions (WxDxH):</b> 444 x 360 x 118 mm <b>Weight:</b> 1.96 kg L-BOXX 102 G4 with perforated grid foam insert (15 x 15 mm) and lid insert.	1000011329
	<b>Grid foam insert without L-BOXX</b>	1000011119
 	<b>L-BOXX 136 G4 incl. grid foam insert</b> <b>Dimensions (WxDxH):</b> 444 x 360 x 152 mm <b>Weight:</b> 2.13 kg L-BOXX 136 G4 with perforated grid foam insert (15 x 15 mm) and lid insert.	1000011319
	<b>Grid foam insert without L-BOXX</b>	1000011118


EPP cutting insert without BOXX

Product description		Article no.
	<b>EPP cutting insert L-BOXX G4</b> <b>Dimensions (WxDxH):</b> 418 x 310 x 20 mm <b>Weight:</b> 0.05 kg Cutting insert made of rigid foam for customisation of the interior of your L-BOXX. Delivery includes a 15 mm thick EPP cutting insert.	6000010973
 	<b>Self-cutting insert set EPP L-BOXX 102 G4 PU4</b> <b>Dimensions (WxDxH):</b> 418 x 310 x 65 mm <b>Weight:</b> 0.21 kg The cutting insert made of rigid foam allows you to customise storage for the devices and tools being transported (PU: 4 pieces).	1000011102
 	<b>Cutting insert set EPP L-BOXX 136 G4 PU6</b> <b>Dimensions (WxDxH):</b> 418 x 310 x 95 mm <b>Weight:</b> 0.31 kg The cutting insert made of rigid foam allows you to customise storage for the devices and tools being transported (PU: 6 pieces).	1000011101

L-BOXXes G/G4 – The stacking champions for all-rounders.





L-BOXX incl. laptop insert

Product description		Article no.
	<b>L-BOXX 136 G4 incl. laptop insert</b> <b>Dimensions (WxDxH):</b> 444 x 360 x 152 mm <b>Weight:</b> 1.99 kg L-BOXX 136 G4 with foam insert (suitable for laptops up to 365 mm x 270 mm), document card and tool mat on the BOXXes base.	1000011198
	<b>Document card without L-BOXX</b>	1000011130







L-BOXX incl. thermal insert

Product description		Article no.	
 		<b>L-BOXX 238 G Thermo</b> <b>Dimensions (WxDxH):</b> 442 x 357 x 253 mm <b>Weight:</b> 2.92 kg L-BOXX 238 G equipped with a thermal insert; its insulation effect protects sensitive construction chemicals from extreme temperatures.	1000011201
 		<b>L-BOXX 374 G Thermo</b> <b>Dimensions (WxDxH):</b> 442 x 357 x 389 mm <b>Weight:</b> 3.58 kg L-BOXX 374 G equipped with a thermal insert; its insulation effect protects sensitive construction chemicals from extreme temperatures.	1000011146

Designation		Dimensions (WxDxH) / weight	Product description	Article no.
<b>Crosswise divider for L-BOXX Thermo</b>		Dimensions: 264 x 140 x 0 mm Weight: 0.1 kg	Used to subdivide the L-BOXX Thermo across the width. You can also subdivide the interior across the depth in combination with lengthways dividers.	121018347
<b>Lengthways divider for L-BOXX Thermo</b>		Dimensions: 355 x 140 x 0 mm Weight: 0.1 kg	Used to subdivide the L-BOXX Thermo across the depth. You can also subdivide the interior across the width in combination with crosswise dividers.	121018348

L-BOXX incl. LQ label

Product description		Article no.	
 		<b>L-BOXX 238 G LQ</b> <b>Dimensions (WxDxH):</b> 442 x 357 x 253 mm <b>Weight:</b> 2.8 kg L-BOXX 238 G has a LQ (= Limited Quantity) marking and enables the combined transport of small amounts of hazardous materials as per ADR Chapter 3.4.	1000011202
 		<b>L-BOXX 374 G LQ</b> <b>Dimensions (WxDxH):</b> 442 x 357 x 389 mm <b>Weight:</b> 3.4 kg L-BOXX 374 G has a LQ (= Limited Quantity) marking and enables the combined transport of small amounts of hazardous materials as per ADR Chapter 3.4.	1000011142


L-BOXXes G/G4 – The stacking champions for all-rounders.



L-BOXX incl. cartridge inlay

Product description		Article no.
	<b>L-BOXX 374 G incl. foam cartridge inlay</b> <b>Dimensions (WxDxH):</b> 442 x 357 x 389 mm <b>Weight:</b> 3.51 kg L-BOXX 374 G with two foam cartridge inserts (a total of 14 cartridges, Ø = 73 mm).	1000011246
	<b>Foam cartridge inlay without L-BOXX</b>	121015286
	<b>L-BOXX 374 G incl. silicone cartridge inlay</b> <b>Dimensions (WxDxH):</b> 442 x 357 x 389 mm <b>Weight:</b> 3.51 kg L-BOXX 374 G with two silicone cartridge inserts (a total of 26 cartridges, Ø = 53 mm).	1000011248
	<b>Silicone cartridge inlay without L-BOXX</b>	121015285

L-BOXX incl. tool tray insert

Product description		Article no.
	<b>L-BOXX 374 G incl. tool tray insert for carpenters</b> <b>Dimensions (WxDxH):</b> 440 x 355 x 440 mm <b>Weight:</b> 3.9 kg Carpenter's tool tray insert (space for 42 tools) and 7-13 subdivision options for height 63 mm (2x IB 1x1, 2x IB 1x2, 1x IB 2x2, 1x IB 1x4, 1x IB 2x3, 4x DIV IB 1x0, 2x DIV IB 2x0). No tools.	1000011247
	<b>Tool tray insert without L-BOXX</b>	6000001237
	<b>L-BOXX 374 G incl. tool tray insert for electricians</b> <b>Dimensions (WxDxH):</b> 440 x 355 x 440 mm <b>Weight:</b> 3.9 kg Electrician's tool tray insert (space for 45 tools) and 12-18 subdivision options for height 63 mm (5x IB 1x1, 3x IB 1x2, 1x IB 2x2, 2x IB 1x4, 1x IB 2x6, 4x DIV IB 1x0, 2x DIV IB 2x0). No tools.	1000011244
	<b>Tool tray insert without L-BOXX</b>	6000001238



Equipment list online at  
[mySortimo.com](https://mySortimo.com)

L-BOXXes G/G4 – The stacking champions for all-rounders.



Tool storage

To allow optimal use of the storage area inside the L-BOXX G/G4, Sortimo offers tool modules in various sizes and designs for efficient work processes, safe and secure storage of tools and work materials.

Product description		Article no.
	<b>L-BOXX 136 G4 TC1 incl. divider set 4F</b> <b>Dimensions (WxDxH):</b> 444 x 360 x 152 mm <b>Weight:</b> 2.47 kg L-BOXX 136 G4 with divider set (4 subdivisions) and tool card (TC) 1 in the lid.	1000011200
	<b>L-BOXX 136 G4 TC1 incl. divider set 3F</b> <b>Dimensions (WxDxH):</b> 444 x 360 x 152 mm <b>Weight:</b> 2.77 kg L-BOXX 136 G4 with divider set (3 subdivisions) and tool card (TC) 1 in the lid.	1000011245
	<b>L-BOXX 136 G4 incl. tool card 1</b> <b>Dimensions (WxDxH):</b> 444 x 360 x 152 mm <b>Weight:</b> 2.07 kg 12-22 subdivision options for height 63 mm (2x IB Lx6 incl. 2 DIV, 2x IB 1x1, 3x IB 1x2, 2x IB 2x2, 1x IB 2x3, 2x IB 1x4, 4x DIV IB 1x0, 4x DIV IB 2x0) and tool card 1 in the lid.	1000011320
	<b>L-BOXX 238 G TC2 incl. divider set 3F</b> <b>Dimensions (WxDxH):</b> 442 x 357 x 253 mm <b>Weight:</b> 4.97 kg L-BOXX 238 G with divider set (3 subdivisions) and tool card (TC) 2 in the lid.	1000011233
	<b>L-BOXX 238 G TC2 incl. divider set 4F</b> <b>Dimensions (WxDxH):</b> 442 x 357 x 253 mm <b>Weight:</b> 4.87 kg L-BOXX 238 G with divider set (4 subdivisions) and tool card (TC) 2 in the lid.	1000011232





Product description		Article no.
	<b>Tool card 1 L-BOXX G4</b> <b>Dimensions (WxDxH):</b> 374 x 306 x 10 mm <b>Weight:</b> 0.29 kg The tool card is mounted to the cover. The rubber loops and pockets provide optimum storage options for tools such as screwdrivers, pliers, etc.	1000011120
	<b>Tool card 2 L-BOXX G4, 3-sided</b> <b>Dimensions (WxDxH):</b> 371 x 306 x 30 mm <b>Weight:</b> 0.91 kg The tool card can be equipped from 3 sides and is mounted in the lid. The rubber loops and pockets provide optimum storage options for tools such as screwdrivers, pliers, etc.	1000011322







L-BOXXes G/G4 – The stacking champions for all-rounders.



AluCaddy foldable

Product description		Article no.	
		<b>AluCaddy foldable</b> <b>Dimensions (WxDxH):</b> 490 x 490 x 1,090 mm <b>Weight:</b> 6.0 kg The foldable AluCaddy allows you to transport your BOXxes and bulky cargo effortlessly and more efficiently to your desired place of operation. The AluCaddy, with a bearing load of 150 kg, is a practical aid for the daily transport of your materials.	801014905
		<b>Wall fixation AluCaddy</b> <b>Dimensions (WxDxH):</b> 504 x 53 x 61 mm <b>Weight:</b> 1.2 kg The wall fixation can, for example, be mounted on the rear door and serves for safe mounting of the collapsed AluCaddy in the vehicle.	1000004391







ProSafe adapter plate

Product description		Article no.
	 <p><b>ProSafe adapter plate 20-36 L-BOXX</b></p> <p><b>Dimensions (WxDxH):</b> 612 x 462 x 30 mm</p> <p><b>Weight:</b> 4.0 kg</p> <p>The ProSafe adapter plate ensures the secure transport of multiple, stacked L-BOXXes up to a total height of 36 grids (= 612 mm). L-BOXXes must also be secured using a lashing belt for each adapter plate used.</p>	1000000623
	 <p><b>ProSafe adapter plate 20-54 L-BOXX</b></p> <p><b>Dimensions (WxDxH):</b> 918 x 462 x 30 mm</p> <p><b>Weight:</b> 6.0 kg</p> <p>The ProSafe adapter plate ensures the secure transport of multiple, stacked L-BOXXes up to a total height of 54 grids (= 918 mm). L-BOXXes must also be secured using a lashing belt for each adapter plate used.</p>	1000000624



L-BOXXes G/G4 – The stacking champions for all-rounders.





L-BOXX trolley

Product description		Article no.
 	<b>L-BOXX trolley</b> <b>Dimensions (WxDxH):</b> 650 x 510 x 150 mm <b>Weight:</b> 3.91 kg	121015412
	Transports the entire L-BOXX family comfortably as an interconnected unit. Low net weight, high loading capacity (up to 100 kg) and four wheels (two of which are lockable) ensures easy manoeuvring in narrow spaces and minimal work trips.	
 	<b>Fixation strap trolley L-BOXX</b> <b>Dimensions (WxDxH):</b> 2,500 x 25 x 0 mm <b>Weight:</b> 0.5 kg	121015519
	Provides for additional securing of the L-BOXXes or freight on the L-BOXX trolley.	
 	<b>Retaining plate L-BOXX G trolley</b> <b>Dimensions (WxDxH):</b> 506 x 200 x 38 mm <b>Weight:</b> 0.72 kg	1000011086
	Stores the L-BOXX G trolley quickly and securely in the vehicle. Integrated rubber stoppers prevent annoying rattling noise when driving.	



L-BOXX seat retainer

Product description		Article no.
 	<b>L-BOXX G seat retainer</b> <b>Dimensions (WxDxH):</b> 470 x 369 x 45 mm <b>Weight:</b> 2.0 kg	1000011087
	Enables the secure transport of L-BOXXes in the vehicle. The safety belt ensures a secure attachment of the retainer – the BOXXes are secured in the retainer via a lashing belt.	

L-BOXX seat cushion


Product description		Article no.
 	<b>Seat cushion top cover L-BOXX</b> <b>Dimensions (WxDxH):</b> 328 x 225 x 24 mm <b>Weight:</b> 0.09 kg	121015436
	The two-part seat cushion made of soft foam transforms every L-BOXX into a comfortable seat.	

L-BOXX ProSafe bracket

Product description		Article no.
 	<b>L-BOXX ProSafe bracket</b> <b>Dimensions (WxDxH):</b> 115 x 52 x 20 mm <b>Weight:</b> 0.45 kg	1000001773
	Secure individual L-BOXXes or in combination between the two ProSafe brackets. Furthermore, the BOXXes can be secured with the ProSafe lashing belt, which can be directly hooked into the L-BOXX ProSafe brackets. The lashing points have a resilience of up to 200 daN.	

Tool mats

The soft tool mat made of rubber not only protects the contents, but also the L-BOXX itself against damage and prevents annoying rattling noise during transit.



Designation	Dimensions (WxDxH) / weight	Product description	Article no.
<b>Tool mat L-BOXX 102/136 G4</b>	Dimensions: 416 x 307 x 2 mm Weight: 0.10 kg	Suitable for the L-BOXX 102 G4 and L-BOXX 136 G4.	6000010972
<b>Anti-rattle mat for the L-BOXX 238 G</b>	Dimensions: 380 x 300 x 2 mm Weight: 0.08 kg	Suitable for the L-BOXX 238 G.	121015733
<b>Anti-rattle mat for the L-BOXX 374 G</b>	Dimensions: 380 x 290 x 4 mm Weight: 0.08 kg	Suitable for the L-BOXX 374 G.	121015734

## L-BOXXes G/G4 – The stacking champions for all-rounders.



### L-BOXX worktops

The worktops can be fastened to the BOXX lids quickly and easily to convert the L-BOXX to a mobile workplace for minor adaptations at the work site. The worktops come in four different variants.

Product description		Article no.
	<b>Large L-BOXX worktop</b> <b>Dimensions (WxDxH):</b> 1,400 x 700 x 18 mm <b>Weight:</b> 14.0 kg The large L-BOXX worktop is attached flexibly to the L-BOXX family via a latching mechanism. This results in a mobile workplace, based on top of two BOXXes towers, which is ideal for smaller adjustment work directly on site.	1000001303
	<b>Small L-BOXX worktop</b> <b>Dimensions (WxDxH):</b> 500 x 700 x 18 mm <b>Weight:</b> 4.5 kg The small L-BOXX worktop is attached flexibly to the L-BOXX family via a latching mechanism. This results in a mobile workplace, based on top of several BOXXes stacked on top of one another, which is ideal for doing smaller adjustment work directly on site.	1000001369
	<b>Worktop for L-BOXX G, two-part</b> <b>Dimensions (WxDxH):</b> 228 x 328 x 30 mm <b>Weight:</b> 1.97 kg Two-part worktop made from high-quality beech-Multiplex (14 mm thickness) for smaller tasks directly on site.	121017994
	<b>Worktop for L-BOXX G, one-part</b> <b>Dimensions (WxDxH):</b> 440 x 350 x 18 mm <b>Weight:</b> 1.27 kg Worktop made from high-quality beech-Multiplex (18 mm thickness) for smaller tasks directly on site.	121017995
	<b>Screw clamp 160</b> <b>Dimensions (WxDxH):</b> 208 x 81 x 22 mm <b>Weight:</b> 0.32 kg Screw clamp with span of 160 mm to fasten workpieces.	6000002539



Suitable for L-BOXXes G/G4,  
LS-BOXX 306 and i-BOXX Rack.



The flexible all-rounder for every trade.

# LS-BOXX 306 G



Combination  
of consumables and tools



Adaptable  
to every requirement



Stability thanks to robust  
and hard-wearing construction



Colour-coded labelling  
for greater organisation

LS-BOXX 306 G – The flexible all-rounder for every trade.



Product description		Article no.
		
<b>LS-BOXX 306 G empty</b> <b>Dimensions (WxDxH):</b> 442 x 357 x 322 mm <b>Weight:</b> 3.8 kg LS-BOXX 306 G, empty for individual equipping.		6000011072
		
<b>LS-BOXX 306 G includes 2 LS drawers 72 G</b> <b>Dimensions (WxDxH):</b> 445 x 357 x 321 mm <b>Weight:</b> 4.9 kg LS-BOXX 306 G with integrated guide rails incl. two LS drawers 72 G (height 72 mm).		6000011069
		
<b>LS-BOXX 306 G includes 2 i-BOXXes 72 G</b> <b>Dimensions (WxDxH):</b> 442 x 357 x 322 mm <b>Weight:</b> 6.84 kg LS-BOXX 306 G incl. two i-BOXXes 72 G each with 10-16 subdivision options for height 63 mm (1x IB 1.5x5 incl. 2 DIV, 3x IB 1x1, 2x IB 1x2, 2x IB 2x2, 1x IB 2x3, 1x IB 1x4, 2x DIV IB 1x0, 2x DIV IB 2x0).		6000011071
		
<b>Insetbox set 12 pcs. H63 LS-BOXX 306 G</b> <b>Dimensions (WxDxH):</b> 402 x 314 x 63 mm <b>Weight:</b> 0.9 kg 12-20 subdivision options for height 63 mm (2x IB U3 G incl. 2 DIV, 2x IB 1x1, 3x IB 1x2, 2x IB 2x2, 1x IB 2x3, 2x IB 1x4, 4x DIV IB 1x0, 4x DIV IB 2x0).		1000012356
		
<b>LS drawer 72 G</b> <b>Dimensions (WxDxH):</b> 370 x 314 x 72 mm <b>Weight:</b> 0.51 kg LS drawer 72 G empty for individual equipping.		6000011065

Product description		Article no.
		
<b>Anti-rattle mat for the LS-BOXX 306 G</b> <b>Dimensions (WxDxH):</b> 398 x 307 x 0 mm <b>Weight:</b> 0.09 kg Soft insert mat made of rubber to protect contents against damage and avoid disruptive noises while driving.		121015732
		
<b>Lid insert for the L-BOXX G range</b> <b>Dimensions (WxDxH):</b> 405 x 321 x 22 mm <b>Weight:</b> 0.05 kg The lid insert is suitable for the L-BOXX 238 G, L-BOXX 374 G and LS-BOXX 306 G and seals the top of the insetboxes or small component trays stored in the BOXX, preventing the contents from becoming mixed up.		121014678



Preconfigured i-BOXXes G  
from Page 217



The open box for quick access.



# LT-BOXX G

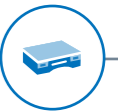
- Time saved through quick access to cargo
- Click system for secure combined transport
- Easy to carry thanks to swivel handle
- Cost-savings due to long service life

Product description		Article no.	
		<b>LT-BOXX 136 G</b> <b>Dimensions (WxDxH):</b> 445 x 362 x 152 mm <b>Weight:</b> 2.1 kg LT-BOXX 136 G empty for individual equipping.	6000011066
		<b>LT-BOXX 272 G</b> <b>Dimensions (WxDxH):</b> 445 x 362 x 288 mm <b>Weight:</b> 2.9 kg LT-BOXX 272 G, empty for individual equipping.	6000011068
			

The divider set 3F subdivides the LT-BOXX crosswise into three compartments to allow safe storage and transport of larger tools and work utensils.

The divider set 3F subdivides the LT-BOXX crosswise into three compartments to allow safe storage and transport of larger tools and work utensils.

Designation		Dimensions (WxDxH) / weight	Product description	Article no.
<b>Divider set 3F for the LT-BOXX 136 G</b>		Dimensions: 410 x 105 x 35 mm Weight: 0.46 kg	Suitable for the LT-BOXX 136 G.	1000002937
<b>Divider set 3F for the LT-BOXX 272 G</b>		Dimensions: 442 x 362 x 30 mm Weight: 0.94 kg	Suitable for the LT-BOXX 272 G.	1000002481



The transparent one for a clearer view.

# i-BOXX G



Small components  
in view at all times



Integration in transport box  
and BOXX solutions from Sortimo



Optimisation of work procedures  
thanks to individual equipping




Integrated handle  
in the body

i-BOXX G – The transparent one for a clearer view.



i-BOXX 72 G including insetboxes

	Product description	Article no.
	<b>i-BOXX 72 G empty</b> <b>Dimensions (WxDxH):</b> 367 x 316 x 72 mm <b>Weight:</b> 0.87 kg i-BOXX 72 G empty for individual equipping.	6000010986
 	<b>i-BOXX 72 G incl. 10 insetboxes H63</b> <b>Dimensions (WxDxH):</b> 367 x 316 x 72 mm <b>Weight:</b> 1.52 kg 10-16 subdivision options for height 63 mm (1x IB 1.5x5 incl. 2 DIV, 3x IB 1x1, 2x IB 1x2, 2x IB 2x2, 1x IB 2x3, 1x IB 1x4, 2x DIV IB 1x0, 2x DIV IB 2x0).	6000010993
 	<b>i-BOXX 72 G incl. insetbox set 11 pcs. H63</b> <b>Dimensions (WxDxH):</b> 367 x 316 x 72 mm <b>Weight:</b> 1.52 kg 11-19 subdivision options for height 63 mm (3x IB 1.5x5 incl. 6 DIV, 6x IB 1x1, 2x IB 1x2, 2x DIV IB 1x0).	6000011362
 	<b>i-BOXX 72 G incl. 12 insetboxes H63</b> <b>Dimensions (WxDxH):</b> 367 x 316 x 72 mm <b>Weight:</b> 1.53 kg 12-18 subdivision options for height 63 mm (1x IB 1.5x5 incl. 2 DIV 5x IB 1x1, 2x IB 1x2, 4x IB 2x2, 2x DIV 1x0, 2x DIV 2x0).	6000010988
 	<b>i-BOXX 72 G incl. 26 insetboxes H63</b> <b>Dimensions (WxDxH):</b> 367 x 316 x 72 mm <b>Weight:</b> 1.59 kg 26-28 subdivision options for height 63 mm (1x IB 1.5x5 incl. 2 DIV, 25x IB 1x1).	6000010989



Small component trays for i-BOXX 72 G

Sortimo offers inexpensive small component trays of deep-drawn plastic with different subdivision possibilities.




Designation	Dimensions (WxDxH) / weight	Product description	Article no.
<b>Small component tray with 7 recesses i-BOXX 72 G</b>	Dimensions: 355 x 275 x 70 mm Weight: 0.15 kg	Small component tray with 7 subdivision options.	6000001813
<b>Small component tray with 12 recesses i-BOXX 72 G</b>	Dimensions: 349 x 270 x 62 mm Weight: 0.46 kg	Small component tray with 12 subdivision options.	6000001480
<b>Small component tray with 16 recesses i-BOXX 72 G</b>	Dimensions: 349 x 271 x 62 mm Weight: 0.5 kg	Small component tray with 16 subdivision options.	6000001814

i-BOXX G – The transparent one for a clearer view.



Wall holder for i-BOXX 72 G

Product description		Article no.
	<b>i-BOXX wall holder G</b>	6000011032
	<b>Dimensions (WxDxH):</b> 322 x 354 x 46 mm <b>Weight:</b> 0.38 kg The i-BOXX wall holder G secures i-BOXXes 72 G so that they are clearly visible and quickly accessible in your vehicle or workshop.	

i-BOXX 72 G special configurations

Product description		Article no.
	<b>i-BOXX 72 G car first-aid kit DIN13164</b>	1000011392
	<b>Dimensions (WxDxH):</b> 367 x 316 x 72 mm <b>Weight:</b> 1.37 kg i-BOXX 72 G with contents as per DIN 13164 (car first-aid kit).	
	<b>i-BOXX 72 G load securing for vans</b>	1000011185
	<b>Dimensions (WxDxH):</b> 367 x 316 x 72 mm <b>Weight:</b> 3.56 kg Basic equipment for load securing in the van (2x ProSafe lashing belts with ratchet 3.5 m, 2x ProSafe lashing belts with clamping lock 3 m, 4x anti-rattle mats 200x100x8 mm, 4x Flex edge protection for lashing belts, 1x load securing flyer).	
	<b>i-BOXX 72 G load securing for cars</b>	1000011186
	<b>Dimensions (WxDxH):</b> 367 x 316 x 72 mm <b>Weight:</b> 2.12 kg Basic equipment for load securing in the car (2x lashing belts with clamping lock 3.5 m, 1x load securing net 1000x1200 mm, 1x anti-rattle mat 750x500 mm, 1x load securing flyer).	
	<b>i-BOXX 72 G work first-aid kit DIN13157</b>	1000011391
	<b>Dimensions (WxDxH):</b> 367 x 316 x 72 mm <b>Weight:</b> 1.47 kg The i-BOXX 72 G with contents as per DIN13157 (work first-aid kit) suitable for use in industry, on building sites or even in schools and nursery schools.	





Accessories for mobility  
and worktops from Page 205

The expandable system for even more flexibility.

# i-BOXX Rack G

- Flexibly extendible organisational system
- Fast replacement of equipment
- Click system for secure combined transport
- Compatible with complete L-BOXX system

Product description		Article no.
	<b>i-BOXX Rack G</b> <b>Dimensions (WxDxH):</b> 442 x 342 x 100 mm <b>Weight:</b> 1.1 kg i-BOXX Rack G empty for individual equipping.	6000011093
		
	<b>i-BOXX Rack G 3-compartment</b> <b>Dimensions (WxDxH):</b> 442 x 342 x 304 mm <b>Weight:</b> 4.2 kg The i-BOXX Rack G 3-compartment is a fixed module consisting of three individual racks with an i-BOXX Rack G lid as the top cover.	6000011091



The ergonomic design gives you greater flexibility.

# MultiPack

- tools and machines are organised and quickly to hand
- ergonomic comfort, thanks to Deuter VariFlex shoulder straps
- compatible with L-BOXX G4 inserts and i-BOXX G
- modern attractive design



Designation	Dimensions (WxDxH) / weight	Product description	Article no.
1 <b>MultiPack</b>	Dimensions: 230 x 360 x 500 mm Weight: 1.8 kg	The perfect addition for urban service work for the transport of tools and consumables. The maximum load for the rucksack is 18 kg. The volume of both compartments is 11.7 L and 7.5 L.	6000003567
2 <b>Storage pocket 04-6 MultiPack</b>	Dimensions: 356 x 220 x 101 mm Weight: 1.81 kg	For securing the MultiPack to the van racking. A ProSafe lashing belt is recommended to secure the upper area.	1000005186
3 <b>3-section tool tray insert for MultiPack</b>	Dimensions: 470 x 335 x 75 mm Weight: 0.50 kg	Tool tray insert made from deep-drawn plastic with 3 sections. The middle section is shaped so that half the Bosch inlay for cordless screwdrivers can be stored.	6000003661



The standard container for everything.

# E-BOXX


- standard container enables inter-company transport of goods
- resistant to most chemicals
- small load carrier according to VDA standard 4500
- optional with cover and load securing elements

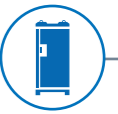


The small load carrier enables the inter-company transport of goods and comes in five different sizes for different requirements.

Designation	Dimensions (WxDxH) / weight	Article no.
E-BOXX 600x400x148	Dimensions: 600 x 400 x 148 mm Weight: 1.4 kg	37234032
E-BOXX 400x300x148	Dimensions: 400 x 300 x 148 mm Weight: 0.7 kg	37234049
E-BOXX 600x400x270	Dimensions: 600 x 400 x 270 mm Weight: 1.8 kg	37234056
E-BOXX 400x300x270	Dimensions: 400 x 300 x 270 mm Weight: 1.1 kg	37234063
E-BOXX 300x200x148	Dimensions: 200 x 300 x 148 mm Weight: 0.42 kg	37234070
E-BOXX cover 400x300	Dimensions: 400 x 300 x 25 mm Weight: 0.35 kg	37234148
E-BOXX cover 600x400	Dimensions: 600 x 400 x 25 mm Weight: 0.6 kg	37234155



Product description		Article no.
	<b>E-BOXX seat retainer 600x400</b> <b>Dimensions (WxDxH):</b> 600 x 400 x 0 mm <b>Weight:</b> 2.4 kg Seat retainer for E-BOXX 600 x 400 x 148, E-BOXX 600 x 400 x 270 or 2x E-BOXX 300 x 200 x 148.	371007909



The customisable service depot in pallet format

# sContainer



Mobile depot  
with optional shelf system



Minimum footprint,  
maximum use of space



Seamless integration into  
transport and logistics chains



Low acquisition  
and maintenance costs



# sContainer – The advantages at a glance



### Mobile depot with optional shelf system

The sContainer is used as a mobile depot on construction sites or during service calls – if desired, including an organisation system. This means that tools and consumables are available directly on site. This is a great advantage for longer-term construction sites or inner city operations where it is not always possible to drive commercial vehicles to the site.

### Seamless integration into transport and logistics chains

Because its footprint is the same format as a euro pallet, the sContainer is cost-effective to integrate into any logistics process. It can be moved by forklift trucks and transported inexpensively by lorry, ship or plane. So you can use the sContainer globally and have it delivered directly to the place of use. Your service or construction site team simply follows behind.



Individually configurable.  
Get in touch! Your personal point  
of contact is listed from page 300.

### Minimum footprint, maximum use of space

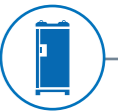
The footprint of the sContainer is no larger than one euro pallet. This makes the service container a compact depot with plenty of interior space for the tightest of construction sites or service operations. Because integrating an SR5 racking system creates storage space on several levels, which can be used for tools and consumables.

### Low acquisition and maintenance costs

The sContainer is not only much cheaper to buy than a commercial vehicle, for example, but also cheaper to maintain. Because motor vehicle insurance and taxes do not apply. So use the mobile depot to avoid having to drive your tools, machinery and consumables back and forth every day – saving a lot of fuel costs in the process and ensuring that no equipment is left behind.



## sContainer – Product features



### Sturdy material

The base is a massive frame that can take loads of up to 500 kg. The shell is made of powder-coated sheet steel. A plastic cover prevents the ingress of rainwater.



### Lifting kit sContainer

Art. No. 1000013967

As an option, the lifting eyes can be retrofitted so that the sContainer can also be moved around on site by crane.



### Lock

Choose between three locks for the sContainer. The cheapest variant is the padlock, which ensures solid protection against theft. Alternatively, you can choose a cylinder lock or the high-end version, the electronic combination lock that does away with the need for keys.



### Advertising space

The side walls of the sContainer are an excellent advertising space for your company. Plan your advertising decal directly yourself in our decal configurator under: [mySortimo.com/graphics](https://mySortimo.com/graphics)



### Transport slots

The floor assembly of the sContainer is based on a euro pallet. This means the container can be picked up and transported by forklift trucks.



### Interior

The interior is easily accessible through a large door. The floor is covered with resistant SoboGrip flooring. A unique feature is that components of the SR5 van racking can be installed in the interior and ensure optimum organisation and additional load securing.

sContainer – Versatility in pallet format



Different heights available




The sContainer is available in heights of 1.20 m and 1.90 m. The basic dimensions, which are based on the Euro pallet dimensions, always stay the same. Depending on your needs, you can order the sContainer with different types of locking systems. Optionally, the sContainer can be provided with lifting eyes, ventilation and individual advertising stickers - depending on the purpose.



sContainer 1200 ...	Article no.
1 ... with a U-lock	1000016409
2 ... with cylinder lock	1000016407
3 ... with electronic combination lock	1000016408

sContainer 1900 ...	Article no.
1 ... with a U-lock	1000013961
2 ... with cylinder lock	1000013962
3 ... with electronic combination lock	1000013963

Accessories for outside

Product description		Article no.
	<b>sContainer lifting kit</b> <b>Dimensions (WxDxH):</b> 55.5 x 36.5 x 73.5 mm <b>Weight:</b> 1 kg The lifting kit can be used to upgrade the container to allow it to be transported by crane. The eyes can still be rotated even under load and are therefore always optimally aligned in the direction of force.	1000013967
	<b>Small roof vent</b> <b>Dimensions (WxDxH):</b> 97 x 72 x 135 mm <b>Weight:</b> 0.12 kg Material: UV-resistant, impact-resistant plastic Functionality: permanent fresh air circulation Suitable for transporting gases in accordance with Dekra certification (in combination with floor or side vent)	801016208
	<b>U-lock with a hard plastic coating</b> <b>Dimensions (WxDxH):</b> 140 x 90 x 70 mm <b>Weight:</b> 1.13 kg Ideal complement to the sContainer PL. The plastic shell protects surrounding parts from damage. This function is ensured even under unfavourable weather conditions thanks to the cover cap.	6000002883



### mySortimo graphics

Design your sContainer individually according to your wishes!









The sContainer also provides a large area for company logos or advertising graphics, which we would be happy to create for you or which you can order yourself using the **mySortimo graphics** sticker configurator.

Configure now online >>> [mySortimo.com/graphics](https://mySortimo.com/graphics)

sContainer – Accessories



Accessories for the interior

Product description		Article no.
	 <p><b>Round floor vent</b> <b>Dimensions (WxDxH):</b> 210 x 140 x 70 mm <b>Weight:</b> 0.26 kg</p> <p>The floor vent, in combination with the roof vent (Art. No. 801016208) ensures permanent air exchange inside the sContainer. The combined installation of the two vents is certified by Dekra for gas transport.</p>	6000001283
	 <p><b>Shelf 711x498mm storage SCON SR5</b> <b>Dimensions (WxDxH):</b> 711 x 498 x 73 mm <b>Weight:</b> 5.18 kg</p> <p>The shelf offers a generous storage area. Combining two shelves creates a storage space over the entire depth of the sContainer.</p>	1000014331
	 <p><b>ProSafe single lashing point SCON SR5</b> <b>Dimensions (WxDxH):</b> 50 x 31 x 26 mm <b>Weight:</b> 0.14 kg</p> <p>The load stowed in the sContainer can be secured using the ProSafe single lashing point.</p>	1000014311
	 <p><b>ProSafe lashing rail 1100mm SCON SR5</b> <b>Dimensions (WxDxH):</b> 1,000 x 28 x 47 mm <b>Weight:</b> 0.78 kg</p> <p>The ProSafe lashing rail provides numerous lashing points for securing the load in the sContainer. The rubber inlay provides a contact surface for the load and protects it from damage.</p>	1000014312

Hooks and holders

Product description		Article no.
	 <p><b>Storage pocket 04-7 SCON SR5</b> <b>Dimensions (WxDxH):</b> 142 x 352 x 123 mm <b>Weight:</b> 0.8 kg</p> <p>Provides additional storage space on the side panels of the sContainer. Screwdrivers, pliers and more can be conveniently and quickly stowed away on the integrated clamping strip.</p>	1000014320
	 <p><b>i-BOXX wall holder</b> <b>Dimensions (WxDxH):</b> 322 x 354 x 46 mm <b>Weight:</b> 0.38 kg</p> <p>The i-BOXX wall holder allows i-BOXXes to be stowed on the side panel of the sContainer for quick access. The BOXX can easily be removed from the holder with one hand.</p>	1000014321
		

Hose holder

The hose holders are used to stow hoses and cables. Three sizes are available depending on the application.

Designation	Dimensions (WxDxH) / weight	Article no.
<b>Hose holder small SCON SR5</b>	Dimensions: 195 x 357 x 136 mm Weight: 0.3 kg	1000014314
<b>Hose holder medium SCON SR5</b>	Dimensions: 260 x 190 x 106 mm Weight: 0.81 kg	1000014315
<b>Hose holder large SCON SR5</b>	Dimensions: 350 x 250 x 145 mm Weight: 1.4 kg	1000014316

Hook strip

The hook strips are available in three different sizes and can be mounted on the side panels of the sContainer.

Designation	Dimensions (WxDxH) / weight	Article no.
<b>Hook strip 03 SCON SR5</b>	Dimensions: 251 x 87.2 x 53 mm Weight: 0.54 kg	1000014317
<b>Hook strip 04 SCON SR5</b>	Dimensions: 355 x 98.1 x 53 mm Weight: 1.17 kg	1000014318
<b>Hook strip 05 SCON SR5</b>	Dimensions: 459 x 87.2 x 53 mm Weight: 1.01 kg	1000014319





The mobile workplace for the workshop and building site.

# WorkMo



**MULTIFUNCTIONALITY**  
organising, transporting, working



**MODULARITY**  
combining as required




**VERSATILITY**  
range of use from the workshop  
to the building site



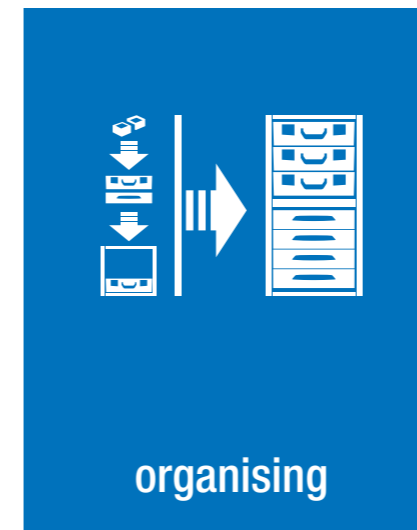


**COMPATIBILITY**  
with the Sortimo BOXX range

## WorkMo – at a glance



WorkMo is a multi-functional transport, organisation and work system. The individual modules can be combined flexibly to suit the application. Comprehensive accessories are used to create application-oriented and transportable workplaces for the workshop and the building site. The WorkMo is also unique due to its compatibility with the Sortimo BOXXes range. Various organisational solutions offer storage space for small parts and tools of all kinds. Diverse BOXX partnerships with suppliers of power tools and electric tools and mounting and fastening materials mean that complete system compatibility is a given. Click, connect, everything fits together – you can't get more productive!



# WorkMo – 24-500

Dimensions (WxHxD): 526 x 506 x 396 mm    Load-bearing capacity of the lid: 100 kg    Maximum payload: 100 kg



The modules of size 24-500 are the most compact in the WorkMo family. They are therefore suited to frequent transport and variable combinations as a result of their light weight. The wide range of options with drawers, BOXX-es, cases or a universal cabinet offer solutions for diverse applications. The modules can be coupled together to, for example, combine two modules with accessories, such as a tool shelf, worktops or worktables to produce a mobile workplace. Mobility solutions, such as dollies, roller skids or the AluCaddy make the WorkMo a mobile unit.

Product description		Article no.
		<b>WorkMo 24-500 with 2 BOXX floors</b>
		Weight: 10.1 kg Example equipment: 1 x L-BOXX 102 G4 and 1 x L-BOXX 238 G
		<b>WorkMo 24-500 with 3 BOXX floors</b>
		Weight: 11.8 kg Example equipment: 3 x L-BOXX 102 G4
		<b>WorkMo 24-500 with 8 service case rails</b>
		Weight: 7.5 kg Example equipment: 4 x T-BOXX G
		<b>WorkMo 24-500 with 4 case trays</b>
		Weight: 16.5 kg Example equipment: 4 x metal case KM 320
		<b>WorkMo 24-500 with 2 drawers and case tray</b>
		Weight: 15 kg Example equipment: 1 x L-BOXX 136 G4

Product description		Article no.
		<b>WorkMo 24-500 with 3 drawers</b>
		Weight: 17.2 kg With three drawers in height 8.
		<b>WorkMo 24-500 with 4 drawers</b>
		Weight: 18.9 kg With four drawers in height 6.
		<b>WorkMo 24-500 universal cabinet</b>
		Weight: 11.5 kg Equipped with two shelves and a lockable cabinet door.



Dollies from page 248

Mobile working

# WorkMo – 24-750

Dimensions (WxHxD): 526 x 744 x 396 mm    Load-bearing capacity of the lid: 100 kg    Maximum payload: 100 kg



WorkMos in size 24-750, at the same width, are about 250 mm higher than the modules in size 24-500. This obviously offers benefits in terms of storage. Many configurations with drawers, BOXXes, cases, universal cabinets and shelves provide for diverse applications. A working height of about 90 cm is available when using a module in combination with a roller or the roller skids. Complemented with accessories, such as a tool shelf, worktops or worktables, and various side panel accessories, this creates a fully-fledged mobile workplace for use in the workshop or on site.

Product description		Article no.
		<b>WorkMo 24-750 with 4 BOXX floors</b>
		Weight: 24.7 kg Example equipment: 4 x L-BOXX 136 G4
		<b>WorkMo 24-750 with 5 BOXX floors</b>
		Weight: 26.4 kg Example equipment: 5 x L-BOXX 102 G4
		<b>WorkMo 24-750 with 8 service case rails</b>
		Weight: 18.1 kg Example equipment: 1 x L-BOXX 102 G4 and 3 x L-BOXX 136 G4
		<b>WorkMo 24-750 with drawers and case rails</b>
		Weight: 24.8 kg Example equipment: 4 x T-BOXX G

  
**Cases and BOXXes  
from page 155**

Product description		Article no.
		<b>WorkMo 24-750 with 5 drawers V1</b>
		Weight: 24.7 kg With one drawer in height 6 and four drawers in height 8.
		<b>WorkMo 24-750 with 6 drawers</b>
		Weight: 26.4 kg With five drawers in height 6 and one drawer in height 8.
		<b>WorkMo 24-750 universal cabinet</b>
		Weight: 20.4 kg With one drawer in height 6, one drawer in height 8, two shelves and a lockable door.





Mobile working

## WorkMo – 34-500


Dimensions (WxHxD): 789 x 506 x 396 mm    Load-bearing capacity of the lid: 100 kg    Maximum payload: 100 kg

The sizes 34-500 and 34-750 offer even more storage space for your tools and consumables. The most varied of applications are possible, equipped with drawers, shelves with drop-down fronts or BOXXes. There are also accessories such as dollies, roller skids, worktops and side panel accessories available for these modules.

Product description		Article no.
	<b>WorkMo 34-500 with 3 drawers</b> Weight: 24.1 kg With three drawers in height 8.	1000003791
	<b>WorkMo 34-500 with 4 drawers</b> Weight: 25.9 kg With four drawers in height 6.	1000003703

## WorkMo – 34-750

Dimensions (WxHxD): 789 x 744 x 396 mm    Load-bearing capacity of the lid: 100 kg    Maximum payload: 100 kg



Product description		Article no.
	<b>WorkMo 34-750 with 6 drawers</b> Weight: 37.1 kg With five drawers in height 6 and one drawer in height 8.	1000004434

## WorkMo – 44-500

Dimensions (WxHxD): 1,052 x 506 x 396 mm    Load-bearing capacity of the lid: 100 kg    Maximum payload: 100 kg




The width 4 modules truly come into their own when used stationary providing maximum storage space and a large worktop! Options equipped with drawers, shelves with drop-down fronts or BOXXes allow a wide range of uses. With accessories such as worktops, dollies and roller skids, as well as various different extensions for the side panels, the WorkMo can be further enhanced.

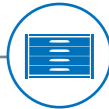
Product description		Article no.
	<b>WorkMo 44-500 with 3 drawers</b> Weight: 28.8 kg With three drawers in height 8.	1000003792
	<b>WorkMo 44-500 with 4 drawers</b> Weight: 31.3 kg With four drawers in height 6.	1000003704

## WorkMo – 44-750

Dimensions (WxHxD): 1,052 x 744 x 396 mm    Load-bearing capacity of the lid: 100 kg    Maximum payload: 100 kg

Product description		Article no.
	<b>WorkMo 44-750 with 6 drawers</b> Weight: 45.0 kg With five drawers in height 6 and one drawer in height 8.	1000004435

Roller – Flexible and high-load




You can make your WorkMo mobile by using the roller made from beech-Multi-plex. The fully rubberised wheels (2 of which have brakes) are sturdy and ensure quiet movement, even on rough terrain. They are connected to the WorkMo by a coupling lever. The flat surface, in combination with integrated lashing points and the load-bearing capacity of up to 200 kg also allows its use as a transport roller.



Roller


Product	Technical details	Fits ...	Article no.
Roller WorkMo 24	Dimensions: 612 x 493 x 144 mm Weight: 6.54 kg	WorkMo modules sizes 24-500 and 24-750.	1000003706
Roller WorkMo 34	Dimensions: 854 x 493 x 144 mm Weight: 8.94 kg	WorkMo modules sizes 34-500 and 34-750.	1000003707
Roller WorkMo 44	Dimensions: 1,096 x 493 x 144 mm Weight: 10.0 kg	WorkMo modules sizes 44-500 and 44-750	1000003708






Product description	Article no.
 <b>WorkMo roller wall holder</b> Dimensions (WxDxH): 270 x 97 x 254 mm Weight: 1.5 kg Installation on the van racking system or bodywork. Secure storage of all WorkMo dollies in the vehicle.	1000003963

AluCaddy – compact and flexible

The WorkMo is permanently mobile with the roller skids. Once mounted the WorkMo can be permanently rolled. The roller skid is compatible with all WorkMo modules. Two of the wheels can be locked, ensuring stability under load while working.

Product description		Article no.
	<b>Roller skid WorkMo PU2</b>	6000002992
	<b>Dimensions (WxDxH):</b> 546 x 145 x 108 mm <b>Weight:</b> 2.56 kg Continuous mobility for WorkMo. Suitable for all WorkMo modules. Load capacity up to 150 kg.	

Product description		Article no.
	<b>AluCaddy foldable</b>	801014905
	<b>Dimensions (WxDxH):</b> 490 x 490 x 1,090 mm <b>Weight:</b> 6.0 kg The WorkMo modules can be transported conveniently using the folding AluCaddy. The AluCaddy, with a bearing load of 150 kg, is a practical aid for the daily transport of materials.	

	<h2>Wall fixation AluCaddy</h2> <p><b>Dimensions (WxDxH):</b> 504 x 53 x 61 mm <b>Weight:</b> 1.2 kg</p> <p>The wall fixation can, for example, be mounted on the rear door and serves for safe mounting of the collapsed AluCaddy in the vehicle.</p>	1000004391
		


Worktables – Convenient working like in the workshop




WorkMo worktables provide modular and mobile workbenches – for safe and comfortable work any where you are. The tables are suitable for WorkMo combinations of 2 x 24-500 or 1 x 24-750 on a roller or roller skids. Depending on the application, there are two sizes to choose from, each with two versions (with and without system perforation). The tables with system perforation (20 mm) have a circumferential aluminium profile, which also offers additional possibilities for fixing components.

Product	Technical details	Description	Article no.
WorkMo worktable	Dimensions: 648 x 1,451 x 18 mm Weight: 8.75 kg	Enclosed worktop. Large work area.	1000003700

WorkMo perforated worktable	Dimensions: 648 x 1,451 x 19 mm Weight: 24.6 kg	With system perforation (20 mm). Continuous aluminium profile. Large work area.	1000003701
-----------------------------	--	---	------------

Product description		Article no.
	<b>Transport set for WorkMo worktable</b>	1000003775
	<b>Dimensions (WxDxH):</b> 526 x 124 x 112 mm <b>Weight:</b> 1.8 kg Complete set for transporting the worktable as part of a mobile workplace. Suitable for WorkMo combinations 2 x 24-500 or 1 x 24-750. Cannot be combined with roller skids.	



Worktops – Work when and where you want

Side panel accessories – For even more benefits



The worktop made from high quality beech-Multiplex provides an ideal work surface for both general and delicate tasks. The panels can be attached to the top surface of the WorkMo using a latching mechanism and can easily be removed again if necessary. The perforated design permits a wide range of attachment options when machining workpieces.

WorkMo worktops


Product	Technical details	Description	Article no.
Worktop WorkMo 24	Dimensions: 426 x 571 x 41 mm Weight: 3.91 kg	...all WorkMo modules 24-500 and 24-750.	1000003697


Worktop WorkMo 34	Dimensions: 426 x 834 x 41 mm Weight: 5.1 kg	...all WorkMo modules 34-500 and 34-750.	1000003698
-------------------	---	--	------------





Product description		Article no.
	<b>Storage pocket 04-7</b> <b>Dimensions (WxDxH):</b> 352 x 132 x 103 mm <b>Weight:</b> 0.38 kg Additional storage options for the WorkMo side panel. Integrated clamping strip for storing screwdrivers, pliers, etc.	6000001329
	<b>Storage pocket for paperwork</b> <b>Dimensions (WxDxH):</b> 157 x 210 x 74 mm <b>Weight:</b> 0.41 kg Document storage for the WorkMo side panel. Suitable for documents up to A4 size.	801016054
	<b>Power supply 4-way IP44 04-7 WorkMo</b> <b>Dimensions (WxDxH):</b> 396 x 526 x 506 mm <b>Weight:</b> 1.02 kg 4-way distributor socket with 2 metre connection line. Including cable hooks and fastening material. Protection class IP44.	1000003774
<b>suitable fastening material</b>		1000003777

Clamping devices – Holding without compromise




Product description		Article no.
	<b>Locating pin 65mm, PU2</b>	6000002974
	<b>Dimensions (WxDxH):</b> 2 x 2 x 65 mm <b>Weight:</b> 0.08 kg Suitable for system perforation of worktops and worktables. Flexible position stops for work pieces.	


	<b>Screw clamp 160</b>	6000002539
	<b>Dimensions (WxDxH):</b> 208 x 81 x 22 mm <b>Weight:</b> 0.32 kg Screw clamp with span of 160 mm to fasten workpieces. Can be used in the system perforation and aluminium profiles of perforated worktables.	


	<b>Flat clamp AP WorkMo PU2</b>	6000002697
	<b>Dimensions (WxDxH):</b> 257 x 116 x 46 mm <b>Weight:</b> 0.45 kg Simple and easy clamping. Suitable for all worktops and worktables with system perforation.	

Tool shelf – Effortless transformation to a workshop trolley



Product description		Article no.
	<b>Tool shelf WorkMo</b>	1000004390
	<b>Dimensions (WxDxH):</b> 364 x 520 x 103 mm <b>Weight:</b> 0.4 kg Flexibly connected with WorkMo. Can be subdivided using dividers or insetboxes (grid 6 x 8). Resistant to most solvents, oils and fuels.	

	<b>Divider short tool shelf WorkMo</b>	1000004487
	<b>Dimensions (WxDxH):</b> 328 x 8 x 69 mm <b>Weight:</b> 0.1 kg Simple and easy clamping. Suitable for all worktops and worktables with system perforation.	

	<b>Divider long tool shelf WorkMo</b>	1000004488
	<b>Dimensions (WxDxH):</b> 457 x 8 x 65 mm <b>Weight:</b> 0.13 kg Subdivides the tool shelf across the depth. Compartments compatible with insetboxes.	


Perforated aluminium grid – Everything to hand

Security – No chance for thieves




Tool hooks and clamps









9-part	-SET-	5-part
--------	-------	--------








Hook set for tools 9-part  
Aluminium side panel  
Art. No.: 6000002437






Tool clamp set 5-part  
Aluminium perforated wall 3.0  
Art. No.: 6000002438


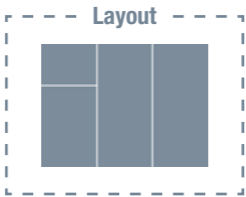
Product	
	Single hook for tools 40 Aluminium side panel Art. No.: 6000002422
	Single hook for tools 66 Aluminium side panel Art. No.: 6000002423
	Single hook for tools 90 Aluminium side panel Art. No.: 6000002424
	Double hook for tools 40 aluminium side panel Art. No.: 6000002425
	Double hook for tools 66 Aluminium side panel Art. No.: 6000002426
	Double hook for tools 90 Aluminium side panel Art. No.: 6000002427
	Tool tray for pliers 61 Aluminium side panel Art. No.: 6000002430
	Round hook for tools 40 Aluminium side panel Art. No.: 6000002428
	Round holder for tools 80 Aluminium side panel Art. No.: 6000002429

Product	
	Tool clamp 19 Aluminium side panel Art. No.: 6000002435
	Tool clamp 25 Aluminium side panel Art. No.: 6000002431
	Tool clamp 28 Aluminium side panel Art. No.: 6000002432
	Tool clamp 32 Aluminium side panel Art. No.: 6000002433
	Tool clamp 38 Aluminium side panel Art. No.: 6000002434



Product description		Article no.
	<b>Removal safety device WorkMo 500</b> Dimensions (WxDxH): 101 x 77 x 338 mm Weight: 1.06 kg Suitable for all WorkMo modules height 500.	1000004560
	<b>Removal safety device WorkMo 750</b> Dimensions (WxDxH): 101 x 644 x 77 mm Weight: 2.0 kg Suitable for all WorkMo modules height 750.	1000004561
	<b>U-lock with a hard plastic coating</b> Dimensions (WxDxH): 140 x 90 x 70 mm Weight: 1.13 kg The U-lock with a hard plastic coating secures your WorkMo perfectly on the building site.	6000002883


Drawer accessories – For increased organisation



Divider sets for drawers

Subdivide the drawer into up to four compartments.  
Can be extended by the use of additional dividers.

Product
Divider set drawer 24-6
Art. No.: 1000000449
Divider set drawer 34-6
Art. No.: 1000000452
Divider set drawer 44-6
Art. No.: 1000000455
Divider set drawer 24-8
Art. No.: 1000000450
Divider set drawer 34-8
Art. No.: 1000000453
Divider set drawer 44-8
Art. No.: 1000000456



Tool mats for drawers





Ensure secure hold and prevent rattling noises.

Product
Anti-rattle mat drawer 24-0
Art. No.: 651003661
Anti-rattle mat drawer 34-0
Art. No.: 651003662
Anti-rattle mat drawer 44-0
Art. No.: 651003663



Insetboxes from page 161

Drawer subdivisions

Product	Layout	Article no.
 Insetbox set 23 pcs. H63		1000011030
 Small component tray 10 drawer 24-5		411016008



Inner drawer dimensions in mm	Width	Depth	Height
Width 2 / height 6	418	314	89
Width 2 / height 8	418	314	123
Width 3 / height 6	660	314	89
Width 3 / height 8	660	314	123
Width 3 / height 10	660	314	157
Width 4 / height 6	902	314	89
Width 4 / height 8	902	314	123
Width 4 / height 10	902	314	157

ProSafe – Load securing at the highest level



The ProSafe system offers comprehensive solutions for securing loads in your vehicle. Along with general load securing elements, load securing accessories specially adapted to the WorkMo are also available. This ensures safe transport.



ProSafe lashing belts with clamping lock



Product	Technical details	Description	Article no.
ProSafe lashing belt clamping lock 1.4 m	Dimensions: 110 x 80 x 40 mm Weight: 0.17 kg	The ProSafe lashing belt clamping lock 1.4 m can be used in a universal manner in the vehicle and can be operated intuitively with just one hand.	1000000224
ProSafe lashing belt clamping lock 3 m	Dimensions: 110 x 110 x 45 mm Weight: 0.29 kg	The ProSafe lashing belt clamping lock 3 m can be used in a universal manner in the vehicle and can be operated intuitively with just one hand.	1000000222
ProSafe lashing belt clamping lock 6 m	Dimensions: 150 x 110 x 40 mm Weight: 0.44 kg	The ProSafe lashing belt clamping lock 6 m can be used in a universal manner in the vehicle and can be operated intuitively with just one hand.	1000000223

ProSafe lashing belts with ratchet




Product	Technical details	Description	Article no.
ProSafe lashing belt 3.5 m	Dimensions: 130 x 110 x 50 mm Weight: 0.63 kg	The ProSafe lashing belt with ratchet 3.5 m can be mounted universally in the vehicle and has a load-bearing capacity of up to 400 daN.	1000000225
ProSafe lashing belt 6 m	Dimensions: 130 x 140 x 55 mm Weight: 0.79 kg	The ProSafe lashing belt with ratchet 6 m can be mounted universally in the vehicle and has a load-bearing capacity of up to 400 daN.	1000000226

Product description		Article no.
	<b>ProSafe CargoStopp</b> <b>Dimensions (WxDxH):</b> 108 x 40 x 63 mm <b>Weight:</b> 0.20 kg Load securing element for inserting in the ProSafe floor lashing points provides a stop for form-closed load securing. Lashing facility is retained thanks to integrated lashing eye.	1000003736
	<b>WorkMo Fix</b> <b>Dimensions (WxDxH):</b> 155 x 66 x 9 mm <b>Weight:</b> 0.78 kg Load securing package for all WorkMos in the vehicle. Suitable for Sortimo protection floors 9 mm in thickness. Must be milled into the vehicle floor and is thus recessed flush with the floor.	1000004978
	<b>WorkMo belt guide PU2</b> <b>Dimensions (WxDxH):</b> 15 x 300 x 75 mm <b>Weight:</b> 0.4 kg Ensures the optimal position of lashing belts. Easy to use by inserting into the WorkMo.	1000005129



Flexible load securing on the vehicle roof.

# TopSystem



Sturdy and corrosion-resistant thanks to high-quality stainless steel and aluminium components.



Easy load securing due to the optional, integrated ProSafe lashing system.



Flexibility for expansion with extensive accessories.



Time-saving and ergonomic loading and unloading of cargo.

# TopSystem – Flexible load securing on the vehicle roof



## Basic carrier

Cross members with integrated ProSafe lashing system



## Accessories

### Side support cross member



- extension for the basic carrier
- side limit stop for cargo
- flexible mounting positions

### Side rail



- extension for the basic carrier
- continuous closure of the cross members creates additional stability
- side limit stop for cargo
- aerodynamic contour
- please consult the vehicle tables for the required length of the side rails

### Loading roller



- simplifies loading: cargo can be pushed onto the TopSystem from the rear of the vehicle
- time-saving and ergonomic loading and unloading of cargo
- prevents damage to the vehicle and cargo
- has a bearing load of up to 50 kg
- please consult the vehicle tables for the required dimensions of the appropriate loading roller




## Your advantages

- safe transport of long, bulky goods
- high payloads thanks to a low net weight
- aerodynamic contour ensuring low wind noises and fuel savings
- unique load securing options with the optionally integrated ProSafe lashing system
- flexibility for expansion with versatile accessories
- corrosion-resistance and durability thanks to high-quality stainless steel and aluminium components

## ProSafe

- **Integrated system**  
Versatile application options in load-securing floors, van racking systems, the Sortimo TopSystem as well as the original lashing points from the vehicle manufacturer.
- **Everything from a single source**  
Sortimo offers you a complete system: lashing options and suitable accessories from one source.
- **Simple and secure**  
Easy and quick utilisation saves time and ensures a secure hold of your cargo.



TopSystem – Flexible load securing on the vehicle roof



Basic carrier

CITROËN

Vehicle	Wheelbase in mm	Roof shape	Version	Selection of cross member	Weight	Article no.	OPTIONAL	
							Length in mm	
							Side rail	Loading roller
Berlingo 2008	2728	Normal roof	ProSafe cross member	2 cross members	7.0 kg	1000011358	2200	1250
Jumpy 2016	2925 3275	Normal roof	ProSafe cross member	2 cross members	7.5 kg	1000011362	2000 2500	1450
Jumpy 2016	3275 3275 L2	Normal roof	ProSafe cross member	3 cross members	11.0 kg	1000011363	2500 2800	1450
Jumper 2006	3000 3450	Normal roof Medium high roof	ProSafe cross member	3 cross members	13.0 kg	1000011360	3000 3500	1750
Jumper 2006	4035 4035 L2	Medium high roof High roof	ProSafe cross member	4 cross members	17.5 kg	1000011361	4000 4500	1750

FIAT

Vehicle	Wheelbase in mm	Roof shape	Version	Selection of cross member	Weight	Article no.	OPTIONAL	
							Length in mm	
							Side rail	Loading roller
Dobló 2010	2755 3105	Normal roof	ProSafe cross member	3 cross members	10.0 kg	1000011364	2200 2800	1250
Talento 2016	3098 3498	Low	ProSafe cross member	2 cross members	8.5 kg	1000011289	2800 3500	1650
Talento 2016	3098 3498	Low	ProSafe cross member	3 cross members	12.5 kg	1000011305	2800 3500	1650
Talento 2016	3098 3498	Low	ProSafe cross member	4 cross members	16.0 kg	1000011301	2800 3500	1650
Ducato 2006	3000 3450	Normal roof Medium high roof	ProSafe cross member	3 cross members	13.0 kg	1000011365	3000 3500	1750
Ducato 2006	4035 4035 L2	Medium high roof High roof	ProSafe cross member	4 cross members	17.5 kg	1000011366	4000 4500	1750

FORD

Vehicle	Wheelbase in mm	Roof shape	Version	Selection of cross member	Weight	Article no.	OPTIONAL	
							Length in mm	
							Side rail	Loading roller
Connect 2014	2662 3062	Normal roof	ProSafe cross member	2 cross members	8.0 kg	1000011367	2000 2500	1450
Connect 2014	3062	Normal roof	ProSafe cross member	3 cross members	11.5 kg	1000011369	2500	1450
Transit Custom 2012	2933 3300	Normal roof	ProSafe cross member	2 cross members	8.5 kg	1000011372	3000 3500	1550
Transit Custom 2012	2933 3300	Normal roof	ProSafe cross member	3 cross members	12.5 kg	1000011374	3000 3500	1550
Transit 2014	3300 3750 3750 L2	Medium high roof High roof	ProSafe cross member	3 cross members	13.0 kg	1000011166	3000 3500 4000	1750
Transit 2014	3750 L2	Medium high roof High roof Super high roof	ProSafe cross member	4 cross members	17.0 kg	1000011165	4000	4000

IVECO

Vehicle	Wheelbase in mm	Roof shape	Version	Selection of cross member	Weight	Article no.	OPTIONAL	
							Length in mm	
							Side rail	Loading roller
Daily 1999 Daily 2014	3000 3520	Normal roof	ProSafe cross member	3 cross members	13.5 kg	1000011375	2200 2200	1750
Daily 1999 Daily 2014	3000 3250 3250 L2 3300 3520 3520 L2 3950 4100 4100 L2	Medium high roof	ProSafe cross member	3 cross members	12.0 kg	1000011376	2200 2500 2500 2500 2200 2500 2500 2500	1550

MAN

Vehicle	Wheelbase in mm	Roof shape	Version	Selection of cross member	Weight	Article no.	OPTIONAL	
							Length in mm	
							Side rail	Loading roller
TGE 2016	3640	Normal roof High roof	ProSafe cross member	4 cross members	16.5 kg	1000011377	3500	1650
TGE 2016*	3640 4490	Normal roof High roof	ProSafe cross member	4 cross members	16.5 kg	1000011378	3500 4500	1650

\*Suitable for models with the C-rail.



The article no. and price  
for the optional accessories can  
be found on page 272

TopSystem – Flexible load securing on the vehicle roof



MERCEDES BENZ

Vehicle	Wheelbase in mm	Roof shape	Version	Selection of cross member	Weight	Article no.	OPTIONAL	
							Length in mm	
							Side rail	Loading roller
Citan 2012	2697	Normal roof	ProSafe cross member	2 cross members	7.0 kg	1000011379	2000	1250
Citan Maxi 12	3081	Normal roof	ProSafe cross member	2 cross members	7.0 kg	1000011381	2500	1250
Citan Maxi 12	3081	Normal roof	ProSafe cross member	3 cross members	10.0 kg	1000011383	2500	1250
Vito 2003 Vito 2014	3200 L1 3200 L2 3430	Normal roof	ProSafe cross member	4 cross members	16.0 kg	1000011164	2800 3200 3500	1550
Sprinter 2006 Sprinter 2018	3250 3259 3665 3924	Normal roof	ProSafe cross member	3 cross members	12.5 kg	1000011384	3200 3200 3700 3700	1650
Sprinter 2006 Sprinter 2018	3250 3259 3665 3924	Normal roof	ProSafe cross member	4 cross members	16.5 kg	1000011386	3200 3200 3700 3700	1650
Sprinter 2006 Sprinter 2018	3250 3259 3665 3924 4325	High roof	ProSafe cross member	3 cross members	12.0 kg	1000011388	2800 2800 3500 3700 4500	1550
Sprinter 2006 Sprinter 2018	3250 3259 3665 3924 4325	High roof	ProSafe cross member	4 cross members	16.0 kg	1000011390	2800 2800 3500 3700 4500	1550

NISSAN

Vehicle	Wheelbase in mm	Roof shape	Version	Selection of cross member	Weight	Article no.	OPTIONAL	
							Length in mm	
							Side rail	Loading roller
NV200 2010	2725	Normal roof	ProSafe cross member	2 cross members	7.0 kg	1000011398	2200	1250
NV200 2010	2725	Normal roof	ProSafe cross member	3 cross members	10.0 kg	1000011400	2200	1250
NV300 2016	3098 3498	Normal roof	ProSafe cross member	2 cross members	8.5 kg	1000011288	2800 3500	1650
NV300 2016	3098 3498	Normal roof	ProSafe cross member	3 cross members	12.5 kg	1000011304	2800 3500	1650
NV300 2016	3098 3498	Normal roof	ProSafe cross member	4 cross members	16.0 kg	1000011300	2800 3500	1650
NV400 2012	3182 3682 4332	Normal roof Medium high roof	ProSafe cross member	4 cross members	18.5 kg	1000011401	3200 3700 4500	1650

VAUXHALL

Vehicle	Wheelbase in mm	Roof shape	Version	Selection of cross member	Weight	Article no.	OPTIONAL	
							Length in mm	
							Side rail	Loading roller
Combo 2012	2755 3105	Normal roof	ProSafe cross member	3 cross members	10.0 kg	1000011402	2200 2800	1250
Vivaro 2014	3098 3498	Normal roof	ProSafe cross member	2 cross members	8.5 kg	1000011287	2800 3500	1650
Vivaro 2014	3098 3498	Normal roof	ProSafe cross member	3 cross members	12.5 kg	1000011303	2800 3500	1650
Vivaro 2014	3098 3498	Normal roof	ProSafe cross member	4 cross members	16.0 kg	1000011299	2800 3500	1650
Movano 2010	3182 3682 4332	Medium high roof Normal roof	ProSafe cross member	4 cross members	18.5 kg	1000011403	3200 3700 4500	1650

PEUGEOT

Vehicle	Wheelbase in mm	Roof shape	Version	Selection of cross member	Weight	Article no.	OPTIONAL	
							Length in mm	
							Side rail	Loading roller
Partner 2008	2728 2728 L2	Normal roof	ProSafe cross member	2 cross members	7.0 kg	1000011408	2200	1250
Expert 2016	2925 3275	Normal roof	ProSafe cross member	2 cross members	7.5 kg	1000011406	2000 2500	1450
Expert 2016	3275 3275 L2	Normal roof	ProSafe cross member	3 cross members	11.0 kg	1000011407	2500 2800	1450
Boxer 2006	3000 3450	Normal roof Medium high roof	ProSafe cross member	3 cross members	13.0 kg	1000011404	3000 3500	1750
Boxer 2006	4035 4035 L2	Medium high roof High roof	ProSafe cross member	4 cross members	17.5 kg	1000011405	4000 4500	1750



The article no. and price for the optional accessories can be found on page 272

TopSystem – Flexible load securing on the vehicle roof



RENAULT

Vehicle	Wheelbase in mm	Roof shape	Version	Selection of cross member	Weight	Article no.	OPTIONAL	
							Length in mm	
							Side rail	Loading roller
Kangoo 2012	2697	Normal roof	ProSafe cross member	2 cross members	7.0 kg	1000011409	2000	1250
Kangoo Maxi 2010	3081	Normal roof	ProSafe cross member	2 cross members	7.0 kg	1000011411	2500	1250
Kangoo Maxi 2010	3081	Normal roof	ProSafe cross member	3 cross members	10.0 kg	1000011413	2500	1250
Traffic 2014	3098 3498	Normal roof	ProSafe cross member	2 cross members	8.5 kg	1000011286	2800 3500	1650
Traffic 2014	3098 3498	Normal roof	ProSafe cross member	3 cross members	12.5 kg	1000011302	2800 3500	1650
Traffic 2014	3098 3498	Normal roof	ProSafe cross member	4 cross members	16.0 kg	1000011298	2800 3500	1650
Master 2010	3182 3682 4332	Normal roof Medium high roof	ProSafe cross member	4 cross members	18.5 kg	1000011414	3200 3700 4500	1650

TOYOTA

Vehicle	Wheelbase in mm	Roof shape	Version	Selection of cross member	Weight	Article no.	OPTIONAL	
							Length in mm	
							Side rail	Loading roller
ProAce 2016	2925 3275	Normal roof	ProSafe cross member	2 cross members	7.5 kg	1000011415	2000 2500	1450
ProAce 2016	3275 3275 L2	Normal roof	ProSafe cross member	3 cross members	11.0 kg	1000011416	2500 2800	1450

VOLKSWAGEN

Vehicle	Wheelbase in mm	Roof shape	Version	Selection of cross member	Weight	Article no.	OPTIONAL	
							Length in mm	
							Side rail	Loading roller
Caddy 2003 Caddy 2015	2682	Normal roof	ProSafe cross member	2 cross members	7.0 kg	1000011418	2200	1250
Caddy 2003 Caddy 2015	2682	Normal roof	ProSafe cross member	3 cross members	10.5 kg	1000011420	2200	1250
Caddy Maxi 2008 Caddy Maxi 2015	3002 3006	Normal roof	ProSafe cross member	2 cross members	7.0 kg	1000011422	2500	1250
Caddy Maxi 2008 Caddy Maxi 2015	3002 3006	Normal roof	ProSafe cross member	3 cross members	10.0 kg	1000011425	2500	1250
Caddy Maxi 2008 Caddy Maxi 2015	3002 3006	Normal roof	ProSafe cross member	4 cross members	13.0 kg	1000011427	2500	1250
T5 2003 T6 2015	3000 3400	Normal roof	ProSafe cross member	2 cross members	8.0 kg	1000011155	2800 3000	1450
T5 2003 T6 2015	3000 3400	Normal roof	ProSafe cross member	3 cross members	12.0 kg	1000011153	2800 3000	1450
T5 2003 T6 2015	3000 3400	Normal roof	ProSafe cross member	4 cross members	15.5 kg	1000011151	2800 3000	1450
Crafter 2006	3250 3665	Normal roof	ProSafe cross member	3 cross members	12.5 kg	1000011428	3200 3700	1650
Crafter 2006	3250 3665	Normal roof	ProSafe cross member	4 cross members	16.5 kg	1000011430	3200 3700	1650
Crafter 2006	3250 3665 4325	Medium high roof	ProSafe cross member	3 cross members	12.0 kg	1000011432	2800 3500 4500	1550
Crafter 2006	3250 3665 4325	Medium high roof	ProSafe cross member	4 cross members	16.0 kg	1000011434	2800 3500 4500	1550
Crafter 2016	3640	Normal roof High roof	ProSafe cross member	4 cross members	16.5 kg	1000011436	3500	1650
Crafter 2016*	3640 4490 4490 L2	Normal roof High roof	ProSafe cross member	4 cross members	16.5 kg	1000011437	3500 4500 4500	1650

\*Suitable for models with the C-rail.



Also available 24/7 online:  
[mysortimo.com/TopSystem](https://mysortimo.com/TopSystem)

TopSystem – Flexible load securing on the vehicle roof



Accessories



Side rails

Side closure for your TopSystem. Please see the vehicle tables for the side rail lengths required for your vehicle. The item includes a side rail as well as fastening material for the side of the TopSystem basic carrier.

Designation	Dimensions (WxDxH) / weight	Article no.
<b>STS side rail 2000</b>	Dimensions: 1,945 x 18 x 84 mm Weight: 1.9 kg	<b>1000005229</b>
<b>STS side rail 2200</b>	Dimensions: 2,149 x 18 x 84 mm Weight: 2.1 kg	<b>1000005231</b>
<b>STS side rail 2500</b>	Dimensions: 2,455 x 18 x 84 mm Weight: 2.4 kg	<b>1000005232</b>
<b>STS side rail 2800</b>	Dimensions: 2,727 x 18 x 84 mm Weight: 2.7 kg	<b>1000005233</b>
<b>STS side rail 3000</b>	Dimensions: 2,931 x 18 x 84 mm Weight: 2.9 kg	<b>1000005234</b>


Designation	Dimensions (WxDxH) / weight	Article no.
<b>STS side rail 3200</b>	Dimensions: 3,135 x 18 x 84 mm Weight: 3.1 kg	<b>1000005235</b>
<b>STS side rail 3500</b>	Dimensions: 3,441 x 18 x 84 mm Weight: 3.4 kg	<b>1000005236</b>
<b>STS side rail 3700</b>	Dimensions: 3,645 x 18 x 84 mm Weight: 3.6 kg	<b>1000005237</b>
<b>STS side rail 4000</b>	Dimensions: 3,951 x 18 x 84 mm Weight: 3.9 kg	<b>1000005238</b>
<b>STS side rail 4500</b>	Dimensions: 4,427 x 18 x 84 mm Weight: 4.4 kg	<b>1000005239</b>

Loading rollers

Note: These loading rollers can only be mounted in combination with side rails mounted on both sides. Please see the vehicle tables for the loading roller lengths required for your vehicle.

Designation	Dimensions (WxDxH) / weight	Article no.
<b>STS loading roller set side rail 1250</b>	Dimensions: 1,250 x 70 x 80 mm Weight: 1.8 kg	<b>1000012248</b>
<b>STS loading roller set side rail 1450</b>	Dimensions: 1,450 x 70 x 80 mm Weight: 2.1 kg	<b>1000012249</b>
<b>STS loading roller set side rail 1550</b>	Dimensions: 1,550 x 70 x 80 mm Weight: 2.15 kg	<b>1000012250</b>
<b>STS loading roller set side rail 1650</b>	Dimensions: 1,650 x 70 x 80 mm Weight: 2.25 kg	<b>1000012251</b>
<b>STS loading roller set side rail 1750</b>	Dimensions: 1,750 x 70 x 80 mm Weight: 2.35 kg	<b>1000012252</b>
<b>STS loading roller set side rail 1850</b>	Dimensions: 1,850 x 70 x 80 mm Weight: 2.45 kg	<b>1000012253</b>



Product description		Article no.
	<b>Loading roller 500 mm</b>	<b>1000010569</b>
	<b>Dimensions (WxDxH):</b> 500 x 50 x 50 mm <b>Weight:</b> 1.0 kg The loading roller for convenient and time-saving loading and unloading of heavy, long or large-volume transport goods on the vehicle roof. Installation is also possible without side rails, the loading roller 500 is attached directly to the rearmost cross member.	

## TopSystem – Flexible load securing on the vehicle roof



### ProSafe lashing belt with ratchet

Load: max. 400 daN    Belt width: 25 mm    Turnbuckle: ratchet    End fitting: ProSafe hook



Designation	Weight	Product description	Article no.
ProSafe lashing belt 0.77 m	Weight: 0.52 kg	ProSafe lashing belt with ratchet for securing small cargo on the ProSafe version of the Sortimo TopSystem.	1000000228
ProSafe lashing belt 0.93 m	Weight: 0.53 kg	ProSafe lashing belt with ratchet for securing medium-sized cargo on the ProSafe version of the Sortimo TopSystem.	1000000227
ProSafe lashing belt 1.5 m	Weight: 0.45 kg	ProSafe lashing belt with ratchet and clamping function for the belt end for securing large cargo on the ProSafe version of the Sortimo TopSystem.	1000012322
ProSafe lashing belt 3.5 m	Weight: 0.63 kg	ProSafe lashing belt with ratchet and 400 daN load capacity.	1000000225

### Lashing belt with ratchet without end fitting

Load: max. 400 daN    Belt width: 25 mm    Turnbuckle: ratchet    End fitting: none



Designation	Weight	Product description	Article no.
Lashing belt ratchet 1.0 m, 400 daN	Weight: 0.45 kg	Belt length: approx. 1,000 mm	6000012841
Lashing belt ratchet 3.0 m, 400 daN	Weight: 0.51 kg	Belt length: approx. 3,000 mm	6000012842
Lashing belt ratchet 6.0 m, 400 daN	Weight: 0.63 kg	Belt length: approx. 6,000 mm	6000012843

### Lashing belts with clamping lock without end fitting

Easy lashing via lashing to the cross member.









Designation	Dimensions (WxDxH) / weight	Product description	Article no.
Lashing belt clamping lock 0.25 m	Dimensions: 70 x 30 x 40 mm Weight: 0.07 kg	Length: 0.25 m	801015938
Lashing belt clamping lock 1.2 m	Dimensions: 90 x 50 x 35 mm Weight: 0.14 kg	Length: 1.2 m	1000003942
Lashing belt clamping lock 3.5 m	Dimensions: 97 x 50 x 35 mm Weight: 0.16 kg	Length: 3.5 m	80714114









TopSystem – Flexible load securing on the vehicle roof



Aid for load securing

Product description		Article no.
 	<b>Ladder locking device side rail</b> <b>Dimensions (WxDxH):</b> 77 x 35 x 84 mm <b>Weight:</b> 0.25 kg Set consisting of two corrosion-resistant brackets to prevent the ladder from shifting sideways.	1000005400
 	<b>TopSystem aluminium foldable ladder 3000 mm</b> <b>Dimensions (WxDxH):</b> 1,570 x 350 x 125 mm <b>Weight:</b> 6.5 kg A 3m long ladder is ideal for loading and unloading the roof rack on high vehicles and ensures safe climbing.	811016006
 	<b>Holder of the telescopic ladder depth 4</b> <b>Dimensions (WxDxH):</b> 130 x 45 x 110 mm <b>Weight:</b> 0.5 kg Telescopic ladder holder for safe stowing and quick access to the telescopic ladder 3.3 m (Art. No.: 80714909) and the ladder 3.8 m (Art. No. 6000001868).	80779281

Product description		Article no.
 	<b>Ladder clamp Safeclamp 2 pcs. per pack</b> <b>Dimensions (WxDxH):</b> 450 x 140 x 120 mm <b>Weight:</b> 3.0 kg Ladder clamp for secure attachment of the ladder to the Sortimo TopSystem.	6000000126
 	<b>Flex edge protection for lashing belts PU 4</b> <b>Dimensions (WxDxH):</b> 180 x 75 x 7 mm <b>Weight:</b> 0.24 kg The flexible plastic edge protection profile protects the load and prevents the lashing belts from slipping.	1000001870
 	<b>Load stopper</b> <b>Dimensions (WxDxH):</b> 130 x 116 x 150 mm <b>Weight:</b> 0.7 kg The load stopper secures the cargo as well as functioning as a transport tube for narrow tubes or bars.	1000005398

Transport tube

The Aluminium pipe tube has a large opening cross-section which can be opened on both sides through a lockable flap at each end of the tube. The pipe tube can be adapted using a 1 m section to allow it to be extended up to 5 m.

Designation	Dimensions (WxDxH) / Weight	Article no.
<b>STS Pipe tube Pro 3000mm</b>	3.030 x 186 x 160 mm 13 kg	<b>1000018382</b>

<b>STS 2.0 Pipe tube extension Pro 1000mm</b>	1.110 x 186 x 160 mm 4,3 kg	<b>1000018383</b>
---	--------------------------------	-------------------



Roof racks

TopSystem – Flexible load securing on the vehicle roof



Beacons

Product description		Article no.
	 <p><b>Warning beacon plug base holder for side rails</b></p> <p><b>Dimensions (WxDxH):</b> 110 x 35 x 100 mm</p> <p><b>Weight:</b> 0.35 kg</p> <p>Warning beacon plug base holder for fixing the warning beacon onto the TopSystem side rail.</p>	1000005392
	 <p><b>Warning beacon plug base holder for cross members</b></p> <p><b>Dimensions (WxDxH):</b> 110 x 66 x 100 mm</p> <p><b>Weight:</b> 0.4 kg</p> <p>Warning beacon plug base holder for fixing the warning beacon to the cross member.</p>	1000005393
	 <p><b>LED beacon yellow, 10-30 V plug socket</b></p> <p><b>Dimensions (WxDxH):</b> 155 x 155 x 235 mm</p> <p><b>Weight:</b> 0.84 kg</p> <p>Long-life LED beacon yellow with magnetic base, height 152 mm and diameter 183 mm.</p>	6000002370
	 <p><b>Warning beacon magnetic holder for cross members</b></p> <p><b>Dimensions (WxDxH):</b> 200 x 200 x 55 mm</p> <p><b>Weight:</b> 0.85 kg</p> <p>The warning beacon magnetic holder set secures beacons magnetically.</p>	1000005394
	 <p><b>LED warning beacon yellow 10-30 V magnetic base</b></p> <p><b>Dimensions (WxDxH):</b> 186 x 186 x 165 mm</p> <p><b>Weight:</b> 1.39 kg</p> <p>Long-life LED beacon yellow on a magnetic base, height 152 mm and diameter 183 mm.</p>	6000002371

Rear ladder lift

The rear ladder lift can bear a ladder weight of up to 51 kg. It lifts ladders conveniently onto the vehicle roof with the aid of pressure cylinders. There the lift locks audibly into the end position. The ladder is load secured when it is folded, therefore the height poses no problem. As a result the user does not have to climb onto the roof in order to secure the ladder.



Designation	Dimensions (WxDxH) / weight	Article no.
<b>Rear ladder lift 2500 mm</b>	Dimensions: 2,600 x 480 x 155 mm Weight: 31.0 kg	1000000193
<b>Rear ladder lift 3000 mm</b>	Dimensions: 3,100 x 480 x 155 mm Weight: 34.0 kg	1000000194



TopSystem – Flexible load securing on the vehicle roof



Ladder side lift



Advantages at a glance:

- time-saving and ergonomic loading and unloading of ladders
- space-saving, side access to the ladder, no space required at the rear of the vehicle
- reliably prevents errors when securing ladders
- easily convertible to a different ladder size



easy operation, system locks and secures the ladder automatically



fully rubberised surfaces in the limit stop area for the ladder



suitable for 1-, 2-, or 3-stage ladders; max. ladder length up to 1.5 times the length of the cross member spacing of the TopSystem; the cross member spacing can be varied from 1380 to 3000 mm


- up to 35 kg load
- flexible and simple assembly
- can be mounted on both sides
- weatherproof
- net weight of only 20 kg
- suitable for vehicles that have a height of 2.0 m (e.g. MB Vito H1 & VW T6 H1)



Videos about the side ladder lift  
[mySortimo.com/TopSystem](https://mySortimo.com/TopSystem)

Here's how it works:



Product description	Article no.
 <p><b>Ladder side lift</b> <b>Dimensions (WxDxH):</b> 1,876 x 328 x 156 mm <b>Weight:</b> 28.7 kg Lift for time-saving and ergonomical loading and unloading of your ladder.</p>	1000010570

 <p><b>U-lock with a hard plastic coating</b> <b>Dimensions (WxDxH):</b> 140 x 90 x 70 mm <b>Weight:</b> 1.13 kg The U-lock can be used to secure the ladder side lift against unwanted access.</p>	6000002883
--	------------



Online configurator for vehicle decals


# mySortimo graphics



Simple to design without  
knowledge of graphics



Full cost control and available  
24 hours a day



Durability as a result  
of the use of  
high-quality films



One-stop shopping –  
everything from a single  
supplier

## mySortimo graphics – Online configurator for vehicle decals



Vehicle decals are a simple and very effective way of increasing the awareness of your company. Reach a large number of potential customers at a reasonable cost. Vehicle decals also represent a sensible addition to your other marketing activities and are a cost-effective sustainable alternative to newspaper advertising, posters and radio advertising. Decals last for many years if they are applied professionally. They mean that you can reach your target group over a long period without additional expenditure – especially if you are driving around in the region every day.

Your vehicle is your company's mobile business card and plays an important role in drawing your company to the attention of existing and potential customers and partners. Make the most of this potential for a professional presence and be noticed. Configure your personal vehicle decals right now, quickly and simply on the computer using the online configurator from mySortimo graphics.

### Effective marketing

Make an impression and get yourself noticed. A professional presence allows you to reach potential customers every day and increase your turnover.

### Professional templates

Various templates to get you quickly started. Generate relevant designs quickly and simply without the need for specific knowledge of graphics.

### Full cost control

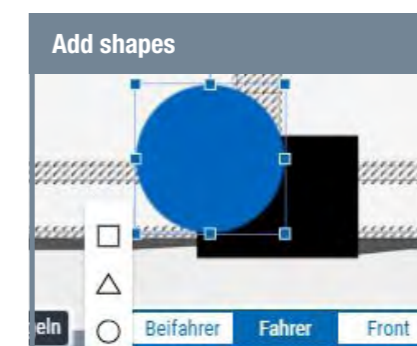

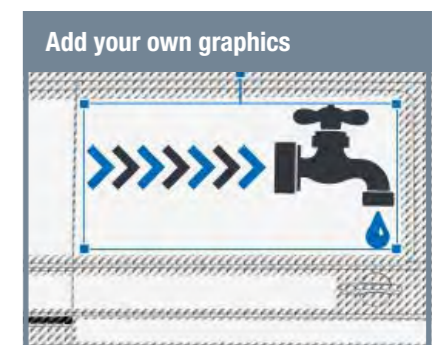
You will have the current price in view during the design process and you decide yourself how extensive your decals need to be and how much you want to invest.

### Everything from a single source

Benefit from the Sortimo complete service. Save time through reduced downtimes and head off to the next job with your personally branded vehicle.



Configure online & order directly at  
[mySortimo.com/graphics](https://mySortimo.com/graphics)



## mySortimo graphics – Online configurator for vehicle decals

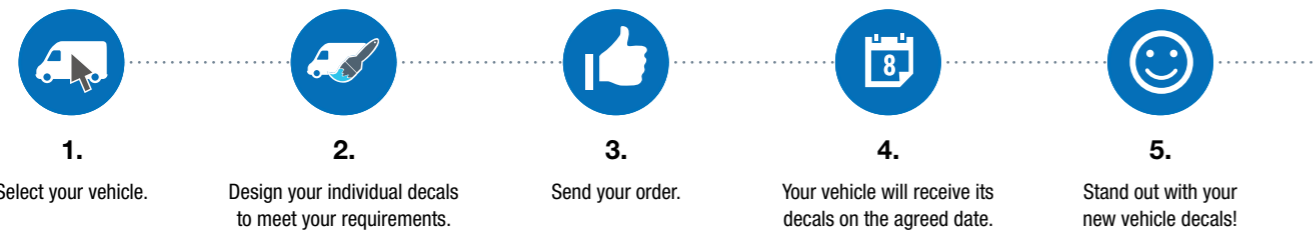


### The quickest and simplest way to design your personal vehicle decals.

You want to use your vehicle as a mobile advertising surface and thus generate more awareness for your company, contact potential customers and achieve increased turnover. Professional vehicle decals are the ideal solution. However, historically the option for getting decals on a vehicle has been associated with lots of time and expense.

**mySortimo graphics – the online configurator for vehicle decals by Sortimo – makes designing and ordering your individual advertising decals simpler than ever before.**

Design your vehicle yourself in just a few steps whenever you want. mySortimo graphics makes it possible in very little time using templates and vehicle-specific editing areas. Prolonged discussions with service providers are a thing of the past and you are completely independent of business hours as it is permanently available.



**Sample price:**  
Volkswagen T6, wheelbase 3000 mm, normal roof  
Decals incl. application on all four sides of the vehicle



#### Quick & easy



- 1 Enter contact data / advertising text
- 2 Choose colour
- 3 You're done!

#### Individual & creative



- 1 Select the template
- 2 Edit the text
- 3 Customise the colour
- 4 Add your own graphics
- 5 Design all views
- 6 You're done!

### Vehicle decals entirely in accordance with your wishes

In the mySortimo graphics online configurator, choose either the “quick & easy” or “individual & creative” design options. In the “quick & easy” solution, simply enter your required advertising data and then choose the colour of the film. The text is automatically placed in the optimum position on the vehicle – you just need to place the order. If you would like to further customise the decal, you can add the finishing touches to your design using the many functions in the editor. The editor offers even more possibilities for an eye-catching vehicle design. Create your preferred personal decals, even without any knowledge of graphics, based on the various different templates and defined editing areas. Intuitive operating elements can be used to edit the text of the decals, shapes and your own graphics can be added, and the colour of the film can be changed. The all-round design can be achieved by simply changing the view from the passenger side to the driver's side and between the front view and the rear view, letting you design your vehicles to meet your precise requirements.

Compare the design of your decals with your planned budget. The total cost of the vehicle decals with film production and application to your vehicle is available to view at all times using the dynamic price indication in the online configurator. The production of your vehicle decals uses only high-quality films from leading manufacturers with excellent adhesion and outstanding quality. The materials are UV-resistant and weatherproof. Durability is between 5 and 7 years, depending on the effects of weathering and care. The decals can, of course, be removed from the paint on your vehicle without leaving any residues.



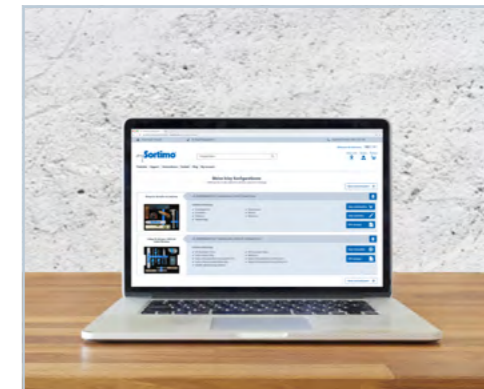


Individually configurable foam inlays

# mySortimo inlay



100% perfect fit for  
Sortimo containers.



Easy planning of your inlays  
via online configurator.



Custom-made for you even  
in the smallest quantities.



Systematic organisation  
inside your containers.

mySortimo inlay – Individually configurable foam inlays



Configure online & order directly at  
[www.mySortimo.com/inlay](http://www.mySortimo.com/inlay)

With *mySortimo inlay* you can tidy your BOXXes, cases and drawers. This means that – in line with 5S workplace organisation – everything is in its place and is quickly at hand for you at all times. This reduces unproductive time spent searching for things and optimises your daily work routine.

The two-colour combination of blue base body and black top layer allows missing parts and tools to be quickly identified. This prevents the loss of expensive tools and saves you unnecessary replacement and other costs. Your tools are ideally protected from damage in the robust foam inlays.

Quality

- perfect fit for Sortimo BOXXes, cases and drawers from the Sortimo van racking system and the WorkMo
- sturdy, high-quality material
- easy to clean
- odourless

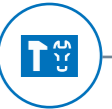
Benefits

- protects your tools from damage
- creates a perfect overview
- tools always ready to hand
- increases your productivity
- prevents loss and expensive replacement



mySortimo foam inlays	Dimensions (WxDxH)
mySortimo foam inlay T-BOXX G 55 mm	420 x 310 x 55 mm
mySortimo foam inlay metal case 60 mm	420 x 313 x 60 mm
mySortimo foam inlay L-BOXX G 102 40 mm	420 x 317 x 40 mm
mySortimo foam inlay L-BOXX G 136 70 mm	420 x 317 x 70 mm
mySortimo foam inlay drawer SR5 width 2 depth 4 40 mm	415 x 315 x 40 mm
mySortimo foam inlay drawer SR5 width 2 depth 5 40 mm	415 x 415 x 40 mm
mySortimo foam inlay drawer SR5 width 3 depth 4 40 mm	665 x 315 x 40 mm
mySortimo foam inlay drawer SR5 width 3 depth 5 40 mm	665 x 415 x 40 mm
mySortimo foam inlay drawer SR5 width 4 depth 4 40 mm	910 x 315 x 40 mm
mySortimo foam inlay drawer SR5 width 4 depth 5 40 mm	910 x 415 x 40 mm
mySortimo foam inlay SR drawer width 3 depth 4 50 mm	615 x 280 x 50 mm
mySortimo foam inlay SR drawer width 4 depth 4 50 mm	865 x 280 x 50 mm

## mySortimo inlay – Individually configurable foam inlays

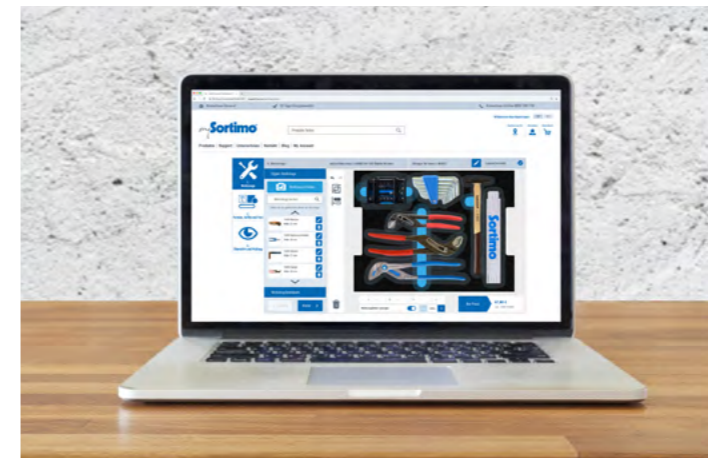


Bring your productivity to the next level! With mySortimo inlay foam inlays, we offer you a 100% custom solution for enhancing your Sortimo BOXXes, cases and drawers from the Sortimo van racking system – adapted to your needs.

You can use the online configurator to create custom foam inlays with optimal fit in just a few steps. Simply enter the tools you have using a smartphone or digital camera and design the interior of your container using various alignment and positioning functions. Manage your foam inlays in your mySortimo account, from where you can make adjustments or re-order inlays at any time.



### The mySortimo inlay online configurator



- intuitive, custom design
- 24/7 – available around the clock
- no software installation necessary
- full price transparency
- can be ordered directly online
- 100% perfect fit for Sortimo containers
- manage stored and ordered configurations
- fast delivery thanks to process optimisation

### Five steps to your custom foam inlay:

1



**Select container**  
BOX, case, drawer.

2



**Print photo template**  
Download and print A4 or A3 format photo template.

3



**Enter tools**  
Place tools on the photo template and take pictures with your smartphone or digital camera.

4



**Object recognition**  
Load photos from your computer into the configurator and edit the detected contours if necessary.

5



**Configure & order inlay online**  
Place and arrange captured objects on the selected inlay in the configurator. Finally, add recessed grips for easy removal and order directly online.





Set in order and standardise

# mySortimo labels



**KEEPS THINGS TIDY** –  
custom labelling prevents duplicate  
inventory management



**QUICK ACCESS** – improved  
clarity of contents thanks to  
Sortimo colour code



**SAVE TIME** – consistent labelling  
cuts down time to refill contents



**CONFIGURABLE** – turnkey ordering  
with SR5 van racking

SR5 – mySortimo labels



With *mySortimo* labels it is possible to gain an even greater added value in the standardisation and systematisation of the mobile working day. Following hand-over of a vehicle with van racking, there is often no time to label the rack components by hand. A carefully planned configuration combined with custom-fit labelling of the racking forms the basis for simplified and productive workplace organisation in our daily world of work. Thanks to *mySortimo* labels, this is done in the form of labelling that is custom-printed and applied to the desired components of the SR5 van racking and delivered at the same time, ready to use. Carrier clips allow labels to be rearranged quickly and at any time across all components of the SR5 van racking system.

With the integration of cutting-edge methods of workplace organisation to meet the 5S standard, such as the Sortimo colour code, *mySortimo* labels are helping to ensure even greater productivity and efficiency in the daily routine. The selection of colour codes for the labels is a very easy way of organising work materials in a standardised manner so that they can be immediately identified by every employee thanks to visual col-







our coding. The use of colour codes indicates what the material belongs to, e.g. by type, purpose or persons. This code can be customised accordingly from a range of six colours.

Writing on the label then allows the specific contents to be subdivided further. Setting standards for labelling makes it considerably easier for staff to select the right materials from the stockroom and the van racking and to put them in their proper place in the vehicle. This is particularly helpful when vehicles are used by more than one person.

A further benefit is that sorting simplifies and speeds up the replenishment process. *mySortimo* labels ensure that materials that are about to run out or have already run out are noticed early on and can be reordered in good time.

Sortimo colour code


Organisation of the materials by type, purpose or category. Sortimo offers optimal help for this:

Colour code	Main category	Sub-category
	<b>Fastening material</b>	Wall plugs, screws, washers, circlips, nuts, rivets, pipe clamps, cable clamps, etc.
	<b>Work equipment / Health and safety</b>	Load securing, laptop insert, work gloves, safety glasses, high visibility vests, hearing protectors, respirators, etc.
	<b>Electrical installation</b>	Terminals, heat-shrink tubes, ferrules, switches, plugs, sockets, fuses, etc.
	<b>HVAC installation</b>	Valves, screw plugs, sealing rings, fittings, clamps, O-rings, filters, controllers, etc.
	<b>Construction chemicals</b>	Silicone, glue, sealants, adhesive tape, cleaning agents, lubricants, etc.
	<b>Power and hand tools</b>	Drills, cordless screwdrivers, angle grinders, hammers, pliers, screwdrivers, spanners, etc.




Five steps to your complete vehicle labelling:

1




**Select component**  
BOX, drawer, shelf, etc.

2




**Choose Sortimo colour code**  
Up to six basic colours are available.

3




**Enter text**  
Custom description of the content through freely divisible text fields.

4



**Multiple labelling**  
Depending on the component, additional labels can be defined.

5



**Stock list**  
Created labels can be managed and reused via a stock list.

SR5 – mySortimo labels



For labelling the SR5 van racking as well as the BOXXes and cases, the labels are also available as a Print@Home solution outside the van racking configurator. The labels are available on pre-printed sheets in the six basic colours of the Sortimo colour codes and can be individually labelled from the comfort of your own home. PDF templates help you in this process. These can be downloaded free of charge from [mysortimo.com/labels](https://mysortimo.com/labels). In combination with the SR label clip, all components of the SR5 van racking system (SR-BOXXes, drawers and shelves) can be optimally labelled.

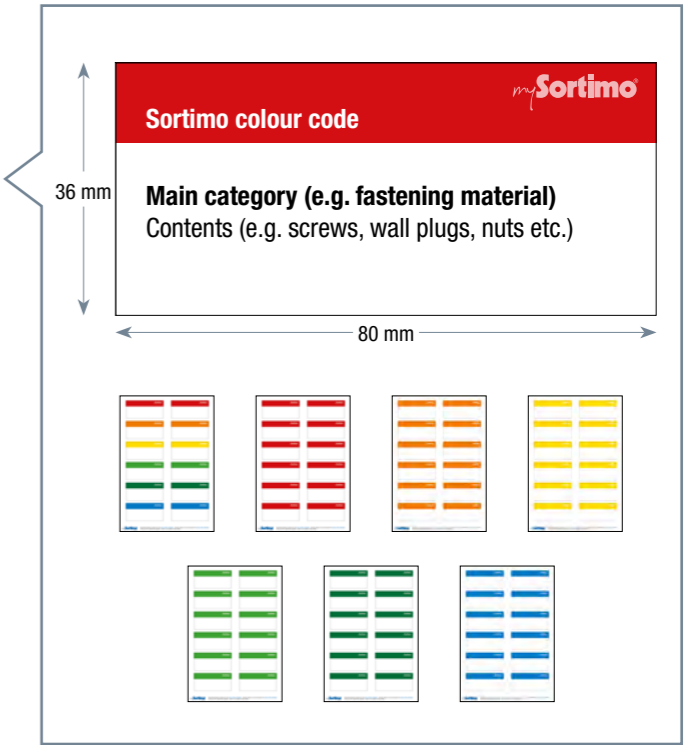
Product description	Article no.
 <div><b>SR label clip</b> Dimensions (WxDxH): 82 x 19 x 32 mm can be used for SR-BOXXes, open shelves with border SR5 and drawers SR5 secure hold for labelling flexible replacement or displacement when changing the vehicle equipment</div>	6000011976



Labelling SR

For SR5 open shelves with border, SR5 drawers and BOXXes.  
You will need an SR label clip when using SR-BOXXes and SR5 components.

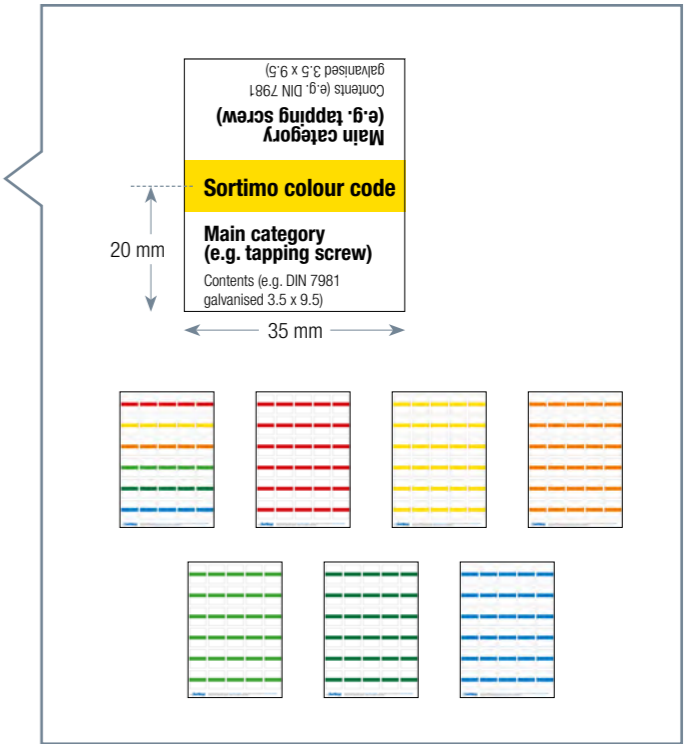
Product description	Article no.
Labels, assorted colours, for BOXXes/cases/clips 12 pcs. (1 sheet)	6000011233
Labels, blue, for BOXXes/cases/clips 12 pcs. (1 sheet)	6000011553
Labels, yellow, for BOXXes/cases/clips 12 pcs. (1 sheet)	6000011554
Labels, green, for BOXXes/cases/clips 12 pcs. (1 sheet)	6000011555
Labels, light green, for BOXXes/cases/clips 12 pcs. (1 sheet)	6000011556
Labels, orange, for BOXXes/cases/clips 12 pcs. (1 sheet)	6000011557
Labels, red, for BOXXes/cases/clips 12 pcs. (1 sheet)	6000011558



Labelling for insetboxes

For insetboxes and insetbox dividers.

Product description	Article no.
Labels for insetbox 30 pcs., assorted colours (1 sheet)	6000011232
Labels for insetbox 30 pcs., blue (1 sheet)	6000011547
Labels for insetbox 30 pcs., yellow (1 sheet)	6000011548
Labels for insetbox 30 pcs., green (1 sheet)	6000011549
Labels for insetbox 30 pcs., light green (1 sheet)	6000011550
Labels for insetbox 30 pcs., orange (1 sheet)	6000011551
Labels for insetbox 30 pcs., red (1 sheet)	6000011552





Branch offices and partners

# Sortimo in Germany



**Sortimo International GmbH**  
**Head office**  
Dreilindenstraße 5  
86441 Zusmarshausen  
Tel. 08291 850-0  
E-mail: info@sortimo.de

**Sortimo Branch Office**  
**Berlin**  
Paulsternstraße 13  
13599 Berlin  
Tel. 030 2005370-0  
E-mail: berlin@sortimo.de

**Sortimo Branch Office**  
**Dresden**  
Hamburger Straße 14  
01067 Dresden  
Tel. 0351 207362-0  
E-mail: dresden@sortimo.de

**Sortimo Branch Office**  
**Düsseldorf**  
Bonner Straße 205  
40589 Düsseldorf  
Tel. 0211 889206-0  
E-mail: dueseldorf@sortimo.de

**Sortimo Branch Office**  
**Frankfurt/Main**  
Waldstraße 74  
63128 Dietzenbach  
Tel. 06074 91456-0  
E-mail: frankfurt@sortimo.de

**Sortimo Branch Office**  
**Hamburg**  
Ausschläger Allee 178  
20539 Hamburg  
Tel. 040 571954-0  
E-mail: hamburg@sortimo.de

**Sortimo Branch Office**  
**München**  
Landshuter Straße 13  
85716 Unterschleißheim  
Tel. +49 89 37004560  
E-mail: muenchen@sortimo.de

**Sortimo Branch Office**  
**Nürnberg**  
Benno-Strauß-Straße 37  
90763 Fürth  
Tel. 0911 48035-35  
E-mail: nuernberg@sortimo.de

**Sortimo Branch Office**  
**Stuttgart**  
Nürtinger Straße 50  
73257 Köngen  
Tel. 07024 9726-0  
E-mail: stuttgart@sortimo.de

**Sortimo Branch Office**  
**Zusmarshausen**  
Dreilindenstraße 5  
86441 Zusmarshausen  
Tel. 08291 850-147  
E-mail: zusmarshausen@sortimo.de

**Sortimo Station Bad Döben**  
Rolf Frömmichen  
Hauptstraße 10  
04849 Authausen  
Tel. 034243 26234  
E-mail: sortimo-froemmichen@gmx.de

**Sortimo Station Berlin**  
IFP GmbH  
Buckower Chaussee 85  
12277 Berlin  
Tel. 030 72016005  
E-mail: kontakt@sortimo-berlin.de

**Sortimo Station Brüggen**  
Bartsch + Feikes GmbH  
Weihersfeld 18  
41379 Brüggen  
Tel. 02163 9997-0  
E-mail: info@bartsch-feikes.de

**Sortimo Station Emsbüren**  
Fahrzeugbau Dülmer GmbH & Co. KG  
Pliniusstraße 2  
48488 Emsbüren  
Tel. 05903 93551-0  
E-mail: sortimo@fahrzeugbau-duelmer.de

**Sortimo Station Essen**  
Heiko Dworak GmbH & Co.  
Verwaltungs KG  
Johanniskirchstraße 98  
45329 Essen  
Tel. 0201 747008-1  
E-mail: service@sortimo-essen.de

**Sortimo Station Ettenheim**  
SiTraFa GmbH & Co. KG  
Rudolf-Hell-Strasse 10  
77955 Ettenheim  
Tel. 07822 78934-0  
E-mail: info@sitrafa.de

**Sortimo Station Fulda**  
Josef Leibold GmbH  
Philipp-Reis-Straße 19-21  
36093 Künzell  
Tel. 0661 31019  
E-mail: info@leibold-karosseriebau.de

**Sortimo Station Gera**  
PFK Eickmeier GmbH & Co. KG  
Wiesenring 8  
07554 Korbußen  
Tel. 036602 241-0  
E-mail: pfk-eickmeier@t-online.de

**Sortimo Station Gerstetten**  
Klaus Fries  
Amselweg 5  
89547 Gerstetten  
Tel. 07323 3907  
E-mail: sortimo-station-gerstetten@t-online.de

**Sortimo Station Halle**  
Gruber Fahrzeugbau GmbH  
Geltestr. 3  
06184 Kabelsketal OT Dölbau  
Tel. 034602 4364-0  
E-mail: info@gruber-sortimo.de

**Sortimo Station Hannover**  
HIG GmbH  
Molkereistraße 33  
30826 Garbsen  
Tel. 05131 4829 930  
E-mail: vertrieb@hig-hannover.de

**Sortimo Station Heilbronn**  
Hartmut Stöckel  
Sägmühlstraße 45  
74930 Ittlingen  
Tel. 07266 911555  
E-mail: info@stoeckel-fahrzeugbau.de

**Sortimo Station Koblenz**  
L & S GmbH & Co. KG  
Gebrüder-Pauken-Str. 10  
56218 Mülheim-Kärlich  
Tel. 02630 95652-0  
E-mail: info@sortimo-koblenz.de

**Sortimo Station Magdeburg**  
Lohanser GmbH  
Geschwister-Scholl-Straße 147  
39218 Schönebeck (Elbe)  
Tel. 03928 4102-76  
E-mail: info@lohanser.de

**Sortimo Station Mannheim**  
soflex GmbH  
Schildkrötstraße 29  
68199 Mannheim  
Tel. 0621 84254-0  
E-mail: contact@soflex-ma.de

**Sortimo Station Kaiserslautern/Mainz**  
soflex GmbH  
Am Sonnenhang 4  
55288 Schornsheim  
Tel. 0631 3507545  
E-mail: walz@soflex-ma.de

**Sortimo Station Pforzheim**  
HS Fahrzeug- und  
Betriebseinrichtungen GmbH  
Hoheneichstraße 48  
75217 Birkenfeld  
Tel. 07231 80019-0  
E-mail: info@sspf.de

**Sortimo Station Schweinfurt**  
Sortimo Station Schweinfurt e.K.  
Kreuzstraße 2  
97532 Üchtelhausen  
Tel. 09720 1882  
E-mail: info@sortimo-sw.de

**Sortimo Station Schwerin**  
HGS Fahrzeug- und  
Betriebseinrichtungen GmbH  
Lindenweg 1  
19075 Pampow/Schwerin  
Tel. 03865 829-0  
E-mail: info@hgs-sortimo-schwerin.de

**Sortimo Station Solingen**  
M. Becker Fahrzeugeinrichtungen  
Kyllmannweg 29  
42699 Solingen  
Tel. 0212 320001  
E-mail: info@sortimo-solingen.de

**Sortimo Station Wetzlar**  
Auto-Schach GmbH & Co. KG  
Industriestraße 15-17  
35582 Wetzlar-Dutenhofen  
Tel. 0641 97901-0  
E-mail: info@auto-schach.de



Subsidiaries and importers

Sortimo worldwide

Egypt

AL-ARABIA  
Al Maryouteya Canal Rd.  
Kerdasah Enterance  
Giza Governorate  
Tel. +201110680330  
E-mail alarabia@ave-eg.com  
ave-eg.com

Australia

Berreny Pty Ltd  
Showroom: 13/4 Abbott Rd  
Seven Hills, Sydney, NSW,  
Australia, 2147  
Tel. +612 88095811  
Postal P.O. Box 1115,  
Baulkham Hills, NSW,  
Australia, 1755  
Tel. 61(0)2 88095811  
E-mail sales@sortimo.com.au  
sortimo.com.au

Bahrain / Saudi Arabia

H&H Euro Tech Co. W.L.L.  
Building 268, Avenue 22  
Block 324, Al Fateh  
Juffair, Manama  
Kingdom of Bahrain  
Tel. +973 13688 968  
Fax +973 13688 978  
E-mail info@sortimo-gcc.com  
hh-eurotec.com

Belgium

Sortimo BELUX bvba  
Schaarbeeklei 491  
B – 1800 Vilvoorde  
Tel. +32 2 3550370  
Fax +32 2 3550371  
E-mail info@sortimo.be  
mySortimo.be

Cayman Islands

W. S. M. Wacker Service Mobil Ltd.  
P.O.Box 823  
KY1 – 1103 Grand Cayman Islands  
Tel. +1 345 9168565  
E-mail sunnycayman@hotmail.com  
mySortimo.com

China (Hong Kong)

Gala Gold Hong Kong Ltd.  
Unit 1702, 17/F,  
Yuen Long Trading Centre,  
No. 33 Wang Yip Street West,  
NT – Hong Kong  
Tel. +852 3997 3912 / +852 3590 8879  
Fax +852 3543 5891  
galagold@gmail.com  
sortimo.hk

Denmark

Sortimo A/S  
Greve Main 24  
DK – 2670 Greve  
Tel. +45 43 5522 22  
E-mail info@sortimo.dk  
mySortimo.dk

Estonia

ProVan OÜ  
Välja 3, Soinaste,  
Ülenurme vald,  
Tartumaa  
Tel. +372 526 5145  
E-mail info@provan.ee  
provan.ee

Finland

Suomen Autokaluste Oy  
Kaapelikatu 4  
FIN – 05800 Hyvinkää  
Tel. +358 440 551 447  
E-mail info@sortimo.fi  
sortimo.fi

France

Sortimo by Gruau S.A.S.  
Aéropark – Bât C6 1,  
rue Jean Mermoz  
F – 95500 GONESSE  
Tel. +33 1 39874466  
Fax +33 1 39875168  
E-mail info@sortimo.fr  
mySortimo.fr

Greece

Stathis Transport Refrigeration  
Dounas Theocharis & Co. S.A.  
Sindos Industrial Area, Entrance B  
P.O. Box 11 34  
GR – 570 22 Thessaloniki  
Tel. +30 231 0798300  
Fax +30 231 0798370  
E-mail contact@stathis.com.gr  
stathis.com.gr

Great Britain

Sortimo International Ltd.  
11–17 Ravenhurst Court  
Birchwood, Warrington, Cheshire  
GB – WA3 6PN  
Tel. +44 1925 831636  
Fax +44 1925 848232  
E-mail vanrack1@sortimo.co.uk  
mySortimo.com

Iceland

RAFVER EHF  
Skeifan 3 E-F  
P.O. Box 84 33  
ISL – 108 Reykjavik  
Tel. +35 4 5812333  
Fax +35 4 5680215  
E-mail rafver@rafver.is  
rafver.is

Israel

Sortline Ltd.  
17 Zvi Bergman St.,  
Industrial Zone Sgula  
P.O. Box 46 22  
IL – 4927974 Petach-Tikva  
Tel. +972 3 9052117  
Fax +972 3 9052110  
E-mail info@sortline.co.il  
sortline.co.il

Italy

Via dell'Artigianato, 72  
37067 Valeggio sul Mincio (VR)  
Tel. +39 (0)45 2472462  
Fax +39 (0)45 2066586  
E-mail commerciale@titeurope.com  
sortimo.it

Japan

MURATEC – KDS CORPORATION  
No. 3, Minamiochiai-cho  
Kisshioin, Minami-Ku  
JP – 601-8326 Kyoto  
Tel. +81 75 681 2761  
Fax +81 75 661 2764  
E-mail workman@kdsjpn.co.jp  
kdsjpn.co.jp

Canada

TK Western  
16445 – 130 Avenue, T5V 1K5  
Edmonton, Alberta, Canada  
Tel. 780-447-9529  
E-mail johny@sortimo.ca  
sortimo.ca

Croatia

Sortis oprema d.o.o.  
M.Gupca 12  
HR – 10434 Strmec  
Tel./Fax +385(0)1 33 85 775  
E-mail sasa.hanic@  
sortimo-oprema.hr

Latvia

SIA „TECHVITAS“  
38 Daugavas Str., Marupe,  
Marupes nov.  
LV – 2167, Riga  
Tel. +371 27 530 003  
E-mail info@techvitas.lv  
techvitas.lv

Lithuania

Hardman  
Veiveriu Str. 61A  
LT – 46360, Kaunas  
Tel. +370 69904786  
E-mail info@hardmantuning.com  
hardman.lt

Poland

Techvitas  
Dubysos str. 66A  
LT-94107, Klaipeda  
Tel. +370 46355494  
E-mail info@techvitas.lt  
techvitas.lt

Luxembourg

Sortimo Belux bvba  
Schaarbeeklei 491  
B - 1800 Vilvoorde  
Tel. +32 2 3550370  
Fax +32 2 3550371  
E-mail info@sortimo.be  
mySortimo.be

Malaysia

Boxology SDN. BHD.  
42 Jalan PP5/16  
Taman Putra Prima, Selangor  
47130 Puchong  
Tel. +60 3 27123184  
E-mail info@boxology.com.my  
boxology.com.my

Moldova

DiazTech  
Str. Arborilor, 5/4  
MD – 2025, Chi in u  
Tel. + (373) 69 621 228  
E-mail dorin.turcanu@diaztech.md  
diaztech.md

Netherlands

Sortimo Nederland B.V.  
Grote Esch 902  
NL – 2841 MJ Moordrecht  
Tel. +31 182 356060  
E-mail klantenservice@sortimo.nl  
mySortimo.nl

Norway

Sortimo AS  
Ulvenveien 92 A  
N – 0581 Oslo  
Tel. +47 22 729270  
Fax +47 22 729272  
E-mail firmapost@sortimo.no  
mySortimo.no

Austria

Sortimo GesmbH  
Technologiezentrum Linz  
Wiener Straße 131  
Eingang A, 2. Stock  
A – 4020 Linz  
Tel. +43 810 081045  
Fax +43 810 081046  
E-mail office@sortimo.at  
mySortimo.at

Poland

MobilCar sp.z o.o. sp.k.  
Dobrze 26  
PL – 56-410 Dobroszyce  
Tel. +48 71 3153532  
Fax +48 71 3153519  
E-mail sortimo@mobilcar.pl  
mobilcar.pl

Portugal

Sortimo Ibérica  
Ctra. M-106 km. 2  
P.I. Garza 2 Nave 29  
ES – 28110 Algete (Madrid)  
Tel. +34 902448899  
Fax +34 916289100  
E-mail sortimo@sortimo.es  
mySortimo.es

Romania

S.C. Total Idea SRL  
Str. Comisani nr. 18  
Sector 4  
RO – 042168 Bucuresti  
Tel. +4 0742 368 479  
E-mail george.anghelus@totalidea.ro  
auto-scule.ro

Russia

Forward Service  
Ochakovskoe sh. 32  
RU – 119530 Moscow  
Tel. +7 495 2294476  
E-mail info@sortimo.ru  
sortimo.ru

Sweden

Sortimo AB  
Argongatan 9  
SE – 431 53 Mölndal  
Tel. +46 31 761 45 20  
E-mail info@sortimo.se  
mySortimo.se

Switzerland

Walter Rüegg AG  
Sortimo Zentrum  
Grabenackerstr. 1  
CH – 8156 Oberhasli  
Tel. +41 44 8525060  
Fax +41 44 8525070  
E-mail info@sortimo.ch  
sortimo.ch

Serbia

Sorti oprema d.o.o.  
Krajska 21  
SRB – 11080 Zemun  
Tel. +381 11 3076750  
E-mail sortimo@giulicca.com  
sortimo.rs

Slovakia

TECHNIA, spol. s.r.o.  
Komár anská cesta 72  
SK – 940 01 Nové Zámky  
Tel. +421 35 6921111  
Fax +421 35 6426443  
E-mail technia@technia.sk  
sortimo.sk

Slovenia

Sortimosi d.o.o.  
Gerbiceva 57  
SLO – 1000 Ljubljana  
Tel. +386 1 280 88 08  
Fax +386 1 280 88 10  
E-mail sortimo@sortimo.si  
sortimo.si

Spain

Sortimo Ibérica  
Ctra. M-106 km. 2  
P.I. Garza 2 Nave 29  
ES – 28110 Algete (Madrid)  
Tel. +34 902448899  
Fax +34 916289100  
E-mail sortimo@sortimo.es  
mySortimo.es

South Korea

Rocky Co. Ltd.  
4 BL–4 LT Namdong  
Industrial Complex  
618-3 Namchon Dong  
Nandong-Gu  
KR – 405-846 Incheon  
Tel. +82 32 811 5500  
Fax +82 32 813 6670  
E-mail galantvr4@naver.com  
rocky.co.kr

Czech Republic

TOP CENTRUM CZ s.r.o.  
Rohovládova Bělá 91  
CZ – 533 43 Rohovládova Bělá  
Tel. +420 466 921292  
Fax +420 466 921293  
E-mail topcentrum@topcentrum.cz  
sortimo.cz

FD servis Praha s.r.o.

Kuří 26  
CZ – 251 01 Říčany u Prahy  
Tel. +420 323 606109  
Fax +420 323 606107  
E-mail info@fdservispraha.cz  
fdservispraha.cz

Turkey

DORSER OTOMOTIV A.S.  
T. Özal Cd.119 Sekerpinar  
TR – Çayırova Kocaeli  
Tel. +90 262 658 1022  
Fax +90 262 658 1033  
E-mail info@dorser.com  
dorser.com

Ukraine

Maison LLC  
Teplovozna Str, 18  
UA – 02081 Kiev  
Tel. +380 44 3653020  
Fax +380 44 3653021  
E-mail info@maison.com.ua  
maison.com.ua

Hungary

SAJGÓ CSABA E.V.  
Felszabadulás u.7.  
H – 7211 Dalmánd  
Tel. +36 30 947 0995  
E-mail sortimo.hu@gmail.com  
mySortimo.com

Hofmann Garázsipari Kft.

Budaörsi út 11.  
H – 2092 Budakeszi  
Tel. +36 23 535831  
Fax +36 23 535849  
E-Mail ballun@t-online.hu  
ballun.hu

Pappas Auto Magyarország Kft.

Hunyadi János út. 6.  
H – 1117 Budapest  
Tel. +36 1 4637400  
E-mail info@pappas.hu  
pappas.hu

USA

Sortimo of North America, Inc.  
3055 Northwoods Cir NW  
Peachtree Corners  
US – GA 30071  
Tel. +1 404 8126994  
Fax +1 404 8129940  
E-mail info@sortimo.us  
mySortimo.us

United Arab Emirates

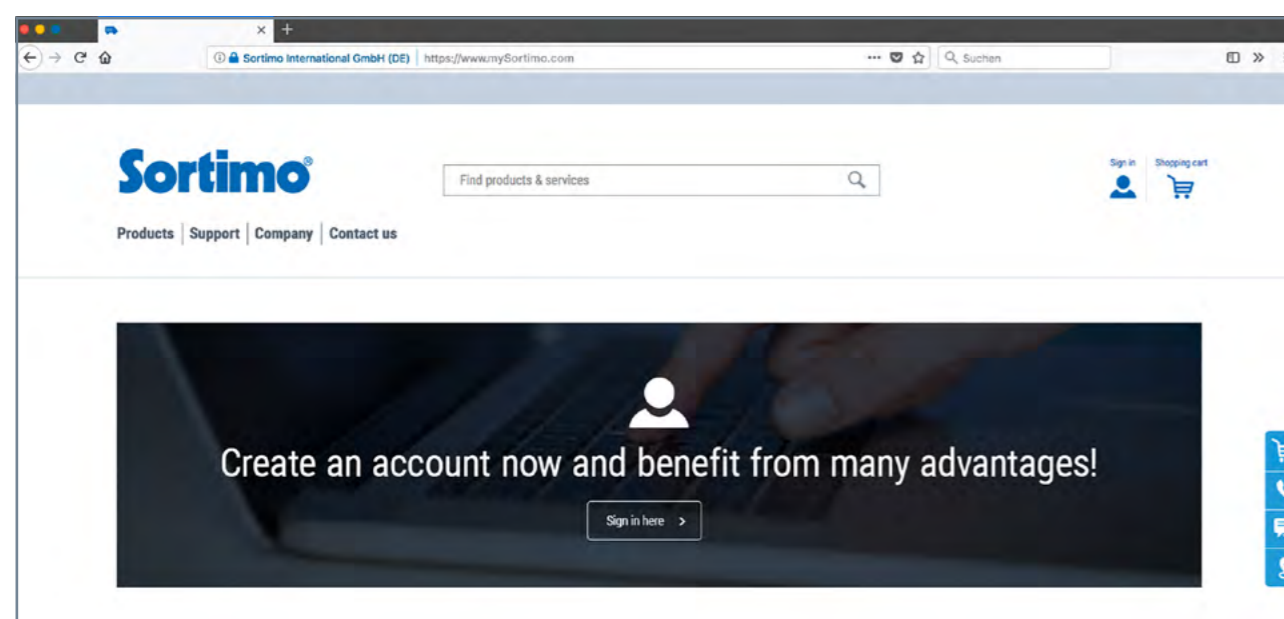
AL Wasl Trading Group  
Bldg # 6883, Najda St  
Abu Dhabi  
United Arab Emirates  
Tel. +971 2 641 4441  
E-mail alwaslgr@eim.ae  
alwaslgroup.ae

Belarus

TechVitasBel  
F.Skoriny str. 15B-3  
BLR – 220114, Minsk  
Tel. +375 (29) 356 63 83  
E-mail info@techvitas.by  
techvitas.by



# Pay us a visit online!



mySortimo.com provides 24-hour access to our entire product range.

We offer a wide range of services, information and offers for all your commercial vehicle needs. Use the convenient online ordering and configuration facility and buy exactly what you need online quickly and simply.

## Any questions?

Our Sortimo Customer Service Centre will be glad to help you.

## You can contact us free of charge from Germany at:

Tel: 0800 7678466

Fax: 0800 7678499

E-mail: [info@sortimo.com](mailto:info@sortimo.com)

[mySortimo.com/contact](https://www.sortimo.com/contact)



mySortimo®

## Legal notice

**Responsible for the content**  
Sortimo International GmbH

HRB 10424  
VAT ID DE127499573

Dreilindenstraße 5  
86441 Zusmarshausen  
Germany

Phone: +49 8291 850-0  
Fax: +49 8291 850-250  
E-mail: [info@sortimo.com](mailto:info@sortimo.com)

**Management Board**  
Reinhold Braun  
Klaus Emler

## Note

The content and layout of this catalogue are protected by copyright. The reproduction of information or data, especially the use of texts, parts of texts or pictures, requires the prior consent of Sortimo International GmbH or Sortimo Speedwave GmbH, unless explicitly marked otherwise.

**General Terms and Conditions**  
Our General Terms and Conditions apply:  
[mySortimo.com/terms-conditions](https://www.sortimo.com/terms-conditions)

For more information  
**mySortimo.com**

**Sortimo®**  
Intelligent Mobility

**Sortimo International GmbH**

Dreilindenstraße 5 // 86441 Zusmarshausen // GERMANY

Tel. +49 8291 850-499 // Fax +49 8291 850-269

E-Mail: [info@sortimo.com](mailto:info@sortimo.com)